



ENERGY
енергия · ενεργεια




WS Westin Ltd

STRATUS AIR 880 x 420
with Internal Motor




54


kWh/annum




ABCDEFG



NONE



ABCDE**F**G



64.2

65/2014

STRATUS AIR 880 x 420 Ceiling Unit extractor with Internal Motor

Product fiche compliant to Commission Delegate REGULATION (EU) No 65/2014

Supplier	WS Westin Ltd		
Model Identifier	STRATUS AIR 880 x 420		
Product Data	Symbol	Unit	Value
Annual Energy Consumption	AEC _{hood}	KWh/a	53.9
Energy Efficiency Class			B
Fluid Dynamic Efficiency	FDE _{hood}		28.1
Fluid Dynamic Efficiency Class			A
Light Efficiency	LE _{hood}	lux/W	0.0
Light Efficiency Class			None
Grease Filtering Efficiency	GFE _{hood}	%	52.7999999
Grease Filtering Efficiency Class			F
Minimum Airflow in Normal Use		m ³ /hr	242.3
Maximum Airflow in Normal Use		m ³ /hr	534.4
Airflow at Intensive Setting		m ³ /hr	685.8
A-weighted Sound Power at Minimum Speed		dB(A)	46
A-weighted Sound Power at Maximum Speed		dB(A)	64
A-weighted Sound Power at Intensive Speed		dB(A)	70
Power Consumption in Off Mode	P _o	W	0.00
Power Consumption in Standby Mode	P _s	W	0.37

Additional data compliant to Commission Delegate REGULATION (EU) No 66/2014

Time Increase Factor	f		1.0
Energy Efficiency Index	EEl _{hood}	%	55.8
Measured Air Flow at Best Efficiency Point	Q _{BEP}	m ³ /hr	362.6
Measured Air Pressure at Best Efficiency Point	P _{BEP}	Pa	412
Maximum Air Flow	Q _{Max}	m ³ /hr	730.9
Measured Electric Power Input at Best Efficiency Point	W _{BEP}	W	147.7
Nominal Power of Lighting System	W _L	W	0.0
Average Illumination of Lighting System on cooktop	E _{MIDDLE}	lux	0

Products manufactured and tested in accordance with EU harmonised standards:


Safety: CEI/EN 60335-1; CEI/EN 60335-2-31; CEI/EN 62233. **Performance:** CEI/EN 61591; ISO 5167-1; ISO 5167-3; ISO 5168; CEI/EN 60704-1; CEI/EN 60704-2-13; ISO 3741; EN 50564; CEI 62301. **EMC:** EN 55014-1; CISPR 14-1; EN 55014-2; CISPR 14-2; CEI/EN 61000-3-2; CEI/EN 61000-3-3.

Suggestions for reducing the environmental impact of this product:


When you start cooking run the extractor at the lowest speed setting, only increasing the motor speed when fumes and cooking vapours require you to do so.

The appliance works more efficiently the shorter and straighter your duct run. Design your installation so that the duct length and number of bends are minimised.

Follow all recommendations relating to installation, use and maintenance described in the product manual.




ENERG
енергия · ενεργεια




WS Westin Ltd

STRATUS AIR 1180 x 420
with Internal Motor




54


kWh/annum




ABCDEFG



NONE




ABCDE**F**G




64.2

65/2014


STRATUS AIR 1180 x 420 Ceiling Unit extractor with Internal Motor			
Product fiche compliant to Commission Delegate REGULATION (EU) No 65/2014			
Supplier	WS Westin Ltd		
Model Identifier	STRATUS AIR 1180 x 420		
Product Data	Symbol	Unit	Value
Annual Energy Consumption	AEC _{hood}	KWh/a	53.9
Energy Efficiency Class			B
Fluid Dynamic Efficiency	FDE _{hood}		28.1
Fluid Dynamic Efficiency Class			A
Light Efficiency	LE _{hood}	lux/W	0.0
Light Efficiency Class			None
Grease Filtering Efficiency	GFE _{hood}	%	52.7999999
Grease Filtering Efficiency Class			F
Minimum Airflow in Normal Use		m ³ /hr	242.3
Maximum Airflow in Normal Use		m ³ /hr	534.4
Airflow at Intensive Setting		m ³ /hr	685.8
A-weighted Sound Power at Minimum Speed		dB(A)	46
A-weighted Sound Power at Maximum Speed		dB(A)	64
A-weighted Sound Power at Intensive Speed		dB(A)	70
Power Consumption in Off Mode	P _o	W	0.00
Power Consumption in Standby Mode	P _s	W	0.37
Additional data compliant to Commission Delegate REGULATION (EU) No 66/2014			
Time Increase Factor	f		1.0
Energy Efficiency Index	EEl _{hood}	%	55.8
Measured Air Flow at Best Efficiency Point	Q _{BEP}	m ³ /hr	362.6
Measured Air Pressure at Best Efficiency Point	P _{BEP}	Pa	412
Maximum Air Flow	Q _{Max}	m ³ /hr	730.9
Measured Electric Power Input at Best Efficiency Point	W _{BEP}	W	147.7
Nominal Power of Lighting System	W _L	W	0.0
Average Illumination of Lighting System on cooktop	E _{MIDDLE}	lux	0
Products manufactured and tested in accordance with EU harmonised standards:			
Safety: CEI/EN 60335-1; CEI/EN 60335-2-31; CEI/EN 62233. Performance: CEI/EN 61591; ISO 5167-1; ISO 5167-3; ISO 5168; CEI/EN 60704-1; CEI/EN 60704-2-13; ISO 3741; EN 50564; CEI 62301. EMC: EN 55014-1; CISPR 14-1; EN 55014-2; CISPR 14-2; CEI/EN 61000-3-2; CEI/EN 61000-3-3.			
Suggestions for reducing the environmental impact of this product:			
When you start cooking run the extractor at the lowest speed setting, only increasing the motor speed when fumes and cooking vapours require you to do so. The appliance works more efficiently the shorter and straighter your duct run. Design your installation so that the duct length and number of bends are minimised. Follow all recommendations relating to installation, use and maintenance described in the product manual.			




ENERGY
енергия · ενεργεια





WS Westin Ltd STRATUS AIR 880 x 420 EM
with SEM1 Remote Inline Motor




59
kWh/annum


A**B****C****D****E****F****G**


 NONE


A**B****C****D****E****F****G**


53.5_d

65/2014

STRATUS AIR 880 x 420 EM Ceiling Unit extractor with SEM1 Remote Inline Motor

Product fiche compliant to Commission Delegate REGULATION (EU) No 65/2014

Supplier	WS Westin Ltd		
Model Identifier	STRATUS AIR 880 x 420 EM		
Product Data	Symbol	Unit	Value
Annual Energy Consumption	AEC _{hood}	KWh/a	59.1
Energy Efficiency Class			B
Fluid Dynamic Efficiency	FDE _{hood}		26.5
Fluid Dynamic Efficiency Class			B
Light Efficiency	LE _{hood}	lux/W	0.0
Light Efficiency Class			None
Grease Filtering Efficiency	GFE _{hood}	%	52.7999999
Grease Filtering Efficiency Class			F
Minimum Airflow in Normal Use		m ³ /hr	222.6
Maximum Airflow in Normal Use		m ³ /hr	416.7
Airflow at Intensive Setting		m ³ /hr	690.0
A-weighted Sound Power at Minimum Speed		dB(A)	38
A-weighted Sound Power at Maximum Speed		dB(A)	54
A-weighted Sound Power at Intensive Speed		dB(A)	65
Power Consumption in Off Mode	P _o	W	0.00
Power Consumption in Standby Mode	P _s	W	0.37

Additional data compliant to Commission Delegate REGULATION (EU) No 66/2014

Time Increase Factor	f		1.0
Energy Efficiency Index	EEl _{hood}	%	56.6
Measured Air Flow at Best Efficiency Point	Q _{BEP}	m ³ /hr	360.0
Measured Air Pressure at Best Efficiency Point	P _{BEP}	Pa	429
Maximum Air Flow	Q _{Max}	m ³ /hr	733.0
Measured Electric Power Input at Best Efficiency Point	W _{BEP}	W	161.9
Nominal Power of Lighting System	W _L	W	0.0
Average Illumination of Lighting System on cooktop	E _{MIDDLE}	lux	0

Products manufactured and tested in accordance with EU harmonised standards:


Safety: CEI/EN 60335-1; CEI/EN 60335-2-31; CEI/EN 62233. **Performance:** CEI/EN 61591; ISO 5167-1; ISO 5167-3; ISO 5168; CEI/EN 60704-1; CEI/EN 60704-2-13; ISO 3741; EN 50564; CEI 62301. **EMC:** EN 55014-1; CISPR 14-1; EN 55014-2; CISPR 14-2; CEI/EN 61000-3-2; CEI/EN 61000-3-3.

Suggestions for reducing the environmental impact of this product:


When you start cooking run the extractor at the lowest speed setting, only increasing the motor speed when fumes and cooking vapours require you to do so.

The appliance works more efficiently the shorter and straighter your duct run. Design your installation so that the duct length and number of bends are minimised.

Follow all recommendations relating to installation, use and maintenance described in the product manual.




ENERGY
енергия · ενεργεια




WS Westin Ltd

STRATUS AIR 880 x 420 EM
with SEM2 Remote Wall Motor




70


kWh/annum




ABCDEF



NONE



ABCDEF



62.8

65/2014

STRATUS AIR 880 x 420 EM Ceiling Unit extractor with SEM2 Remote Wall Motor

Product fiche compliant to Commission Delegate REGULATION (EU) No 65/2014

Supplier	WS Westin Ltd		
Model Identifier	STRATUS AIR 880 x 420 EM		
Product Data	Symbol	Unit	Value
Annual Energy Consumption	AEC _{hood}	KWh/a	69.5
Energy Efficiency Class			B
Fluid Dynamic Efficiency	FDE _{hood}		25.4
Fluid Dynamic Efficiency Class			B
Light Efficiency	LE _{hood}	lux/W	0.0
Light Efficiency Class			None
Grease Filtering Efficiency	GFE _{hood}	%	52.7999999
Grease Filtering Efficiency Class			F
Minimum Airflow in Normal Use		m ³ /hr	373.6
Maximum Airflow in Normal Use		m ³ /hr	559.1
Airflow at Intensive Setting		m ³ /hr	733.0
A-weighted Sound Power at Minimum Speed		dB(A)	54
A-weighted Sound Power at Maximum Speed		dB(A)	63
A-weighted Sound Power at Intensive Speed		dB(A)	71
Power Consumption in Off Mode	P _o	W	0.00
Power Consumption in Standby Mode	P _s	W	0.37

Additional data compliant to Commission Delegate REGULATION (EU) No 66/2014

Time Increase Factor	f		1.1
Energy Efficiency Index	EEI _{hood}	%	62.9
Measured Air Flow at Best Efficiency Point	Q _{BEP}	m ³ /hr	378.8
Measured Air Pressure at Best Efficiency Point	P _{BEP}	Pa	418
Maximum Air Flow	Q _{Max}	m ³ /hr	790.0
Measured Electric Power Input at Best Efficiency Point	W _{BEP}	W	173.0
Nominal Power of Lighting System	W _L	W	0.0
Average Illumination of Lighting System on cooktop	E _{MIDDLE}	lux	0

Products manufactured and tested in accordance with EU harmonised standards:


Safety: CEI/EN 60335-1; CEI/EN 60335-2-31; CEI/EN 62233. **Performance:** CEI/EN 61591; ISO 5167-1; ISO 5167-3; ISO 5168; CEI/EN 60704-1; CEI/EN 60704-2-13; ISO 3741; EN 50564; CEI 62301. **EMC:** EN 55014-1; CISPR 14-1; EN 55014-2; CISPR 14-2; CEI/EN 61000-3-2; CEI/EN 61000-3-3.

Suggestions for reducing the environmental impact of this product:


When you start cooking run the extractor at the lowest speed setting, only increasing the motor speed when fumes and cooking vapours require you to do so.

The appliance works more efficiently the shorter and straighter your duct run. Design your installation so that the duct length and number of bends are minimised.

Follow all recommendations relating to installation, use and maintenance described in the product manual.




ENERGY
енергия · ενεργεια




WS Westin Ltd

STRATUS AIR 880 x 420 EM
with SEM8 Remote Inline Motor




89


kWh/annum




ABCDEF



NONE



ABCDEF



55.1

65/2014

STRATUS AIR 880 x 420 EM Ceiling Unit extractor with SEM8 Remote Inline Motor

Product fiche compliant to Commission Delegate REGULATION (EU) No 65/2014

Supplier	WS Westin Ltd		
Model Identifier	STRATUS AIR 880 x 420 EM		
Product Data	Symbol	Unit	Value
Annual Energy Consumption	AEC _{hood}	KWh/a	89.4
Energy Efficiency Class			B
Fluid Dynamic Efficiency	FDE _{hood}		25.2
Fluid Dynamic Efficiency Class			B
Light Efficiency	LE _{hood}	lux/W	0.0
Light Efficiency Class			None
Grease Filtering Efficiency	GFE _{hood}	%	52.7999999
Grease Filtering Efficiency Class			F
Minimum Airflow in Normal Use		m ³ /hr	324.8
Maximum Airflow in Normal Use		m ³ /hr	452.9
Airflow at Intensive Setting		m ³ /hr	832.0
A-weighted Sound Power at Minimum Speed		dB(A)	51
A-weighted Sound Power at Maximum Speed		dB(A)	55
A-weighted Sound Power at Intensive Speed		dB(A)	70
Power Consumption in Off Mode	P _o	W	0.00
Power Consumption in Standby Mode	P _s	W	0.37

Additional data compliant to Commission Delegate REGULATION (EU) No 66/2014

Time Increase Factor	f		1.1
Energy Efficiency Index	EEl _{hood}	%	64.9
Measured Air Flow at Best Efficiency Point	Q _{BEP}	m ³ /hr	444.1
Measured Air Pressure at Best Efficiency Point	P _{BEP}	Pa	454
Maximum Air Flow	Q _{Max}	m ³ /hr	894.0
Measured Electric Power Input at Best Efficiency Point	W _{BEP}	W	222.7
Nominal Power of Lighting System	W _L	W	0.0
Average Illumination of Lighting System on cooktop	E _{MIDDLE}	lux	0

Products manufactured and tested in accordance with EU harmonised standards:

Safety: CEI/EN 60335-1; CEI/EN 60335-2-31; CEI/EN 62233. **Performance:** CEI/EN 61591; ISO 5167-1; ISO 5167-3; ISO 5168; CEI/EN 60704-1; CEI/EN 60704-2-13; ISO 3741; EN 50564; CEI 62301. **EMC:** EN 55014-1; CISPR 14-1; EN 55014-2; CISPR 14-2; CEI/EN 61000-3-2; CEI/EN 61000-3-3.

Suggestions for reducing the environmental impact of this product:

When you start cooking run the extractor at the lowest speed setting, only increasing the motor speed when fumes and cooking vapours require you to do so.

The appliance works more efficiently the shorter and straighter your duct run. Design your installation so that the duct length and number of bends are minimised.

Follow all recommendations relating to installation, use and maintenance described in the product manual.

ENERGY
 енергия · ενεργεια

WS Westin Ltd

STRATUS AIR 1180 x 420 EM
with SEM1 Remote Inline Motor

59

kWh/annum

ABCDEF

NONE

ABCDEF

53.5_d

65/2014

STRATUS AIR 1180 x 420 EM Ceiling Unit extractor with SEM1 Remote Inline Motor

Product fiche compliant to Commission Delegate REGULATION (EU) No 65/2014

Supplier	WS Westin Ltd		
Model Identifier	STRATUS AIR 1180 x 420 EM		
Product Data	Symbol	Unit	Value
Annual Energy Consumption	AEC _{hood}	KWh/a	59.1
Energy Efficiency Class			B
Fluid Dynamic Efficiency	FDE _{hood}		26.5
Fluid Dynamic Efficiency Class			B
Light Efficiency	LE _{hood}	lux/W	0.0
Light Efficiency Class			None
Grease Filtering Efficiency	GFE _{hood}	%	52.7999999
Grease Filtering Efficiency Class			F
Minimum Airflow in Normal Use		m ³ /hr	222.6
Maximum Airflow in Normal Use		m ³ /hr	416.7
Airflow at Intensive Setting		m ³ /hr	690.0
A-weighted Sound Power at Minimum Speed		dB(A)	38
A-weighted Sound Power at Maximum Speed		dB(A)	54
A-weighted Sound Power at Intensive Speed		dB(A)	65
Power Consumption in Off Mode	P _o	W	0.00
Power Consumption in Standby Mode	P _s	W	0.37

Additional data compliant to Commission Delegate REGULATION (EU) No 66/2014

Time Increase Factor	f		1.0
Energy Efficiency Index	EEl _{hood}	%	56.6
Measured Air Flow at Best Efficiency Point	Q _{BEP}	m ³ /hr	360.0
Measured Air Pressure at Best Efficiency Point	P _{BEP}	Pa	429
Maximum Air Flow	Q _{Max}	m ³ /hr	733.0
Measured Electric Power Input at Best Efficiency Point	W _{BEP}	W	161.9
Nominal Power of Lighting System	W _L	W	0.0
Average Illumination of Lighting System on cooktop	E _{MIDDLE}	lux	0

Products manufactured and tested in accordance with EU harmonised standards:

Safety: CEI/EN 60335-1; CEI/EN 60335-2-31; CEI/EN 62233. **Performance:** CEI/EN 61591; ISO 5167-1; ISO 5167-3; ISO 5168; CEI/EN 60704-1; CEI/EN 60704-2-13; ISO 3741; EN 50564; CEI 62301. **EMC:** EN 55014-1; CISPR 14-1; EN 55014-2; CISPR 14-2; CEI/EN 61000-3-2; CEI/EN 61000-3-3.

Suggestions for reducing the environmental impact of this product:

When you start cooking run the extractor at the lowest speed setting, only increasing the motor speed when fumes and cooking vapours require you to do so.

The appliance works more efficiently the shorter and straighter your duct run. Design your installation so that the duct length and number of bends are minimised.

Follow all recommendations relating to installation, use and maintenance described in the product manual.

ENERGY

енергия · ενεργεια

WS Westin Ltd

STRATUS AIR 1180 x 420 EM
with SEM2 Remote Wall Motor

70

kWh/annum

A B C D E F G

NONE

A B C D E F G

62.8

65/2014

STRATUS AIR 1180 x 420 EM Ceiling Unit extractor with SEM2 Remote Wall Motor

Product fiche compliant to Commission Delegate REGULATION (EU) No 65/2014

Supplier	WS Westin Ltd		
Model Identifier	STRATUS AIR 1180 x 420 EM		
Product Data	Symbol	Unit	Value
Annual Energy Consumption	AEC _{hood}	KWh/a	69.5
Energy Efficiency Class			B
Fluid Dynamic Efficiency	FDE _{hood}		25.4
Fluid Dynamic Efficiency Class			B
Light Efficiency	LE _{hood}	lux/W	0.0
Light Efficiency Class			None
Grease Filtering Efficiency	GFE _{hood}	%	52.7999999
Grease Filtering Efficiency Class			F
Minimum Airflow in Normal Use		m ³ /hr	373.6
Maximum Airflow in Normal Use		m ³ /hr	559.1
Airflow at Intensive Setting		m ³ /hr	733.0
A-weighted Sound Power at Minimum Speed		dB(A)	54
A-weighted Sound Power at Maximum Speed		dB(A)	63
A-weighted Sound Power at Intensive Speed		dB(A)	71
Power Consumption in Off Mode	P _o	W	0.00
Power Consumption in Standby Mode	P _s	W	0.37

Additional data compliant to Commission Delegate REGULATION (EU) No 66/2014

Time Increase Factor	f		1.1
Energy Efficiency Index	EEI _{hood}	%	62.9
Measured Air Flow at Best Efficiency Point	Q _{BEP}	m ³ /hr	378.8
Measured Air Pressure at Best Efficiency Point	P _{BEP}	Pa	418
Maximum Air Flow	Q _{Max}	m ³ /hr	790.0
Measured Electric Power Input at Best Efficiency Point	W _{BEP}	W	173.0
Nominal Power of Lighting System	W _L	W	0.0
Average Illumination of Lighting System on cooktop	E _{MIDDLE}	lux	0

Products manufactured and tested in accordance with EU harmonised standards:


Safety: CEI/EN 60335-1; CEI/EN 60335-2-31; CEI/EN 62233. **Performance:** CEI/EN 61591; ISO 5167-1; ISO 5167-3; ISO 5168; CEI/EN 60704-1; CEI/EN 60704-2-13; ISO 3741; EN 50564; CEI 62301. **EMC:** EN 55014-1; CISPR 14-1; EN 55014-2; CISPR 14-2; CEI/EN 61000-3-2; CEI/EN 61000-3-3.

Suggestions for reducing the environmental impact of this product:


When you start cooking run the extractor at the lowest speed setting, only increasing the motor speed when fumes and cooking vapours require you to do so.

The appliance works more efficiently the shorter and straighter your duct run. Design your installation so that the duct length and number of bends are minimised.

Follow all recommendations relating to installation, use and maintenance described in the product manual.




ENERGY
 енергия · ενεργεια





WS Westin Ltd


STRATUS AIR 1180 x 420
EM
with SEM8 Remote Inline Motor




89
 kWh/annum


 ABCDEFG


 NONE


 ABCDEFG


55.1

65/2014

STRATUS AIR 1180 x 420 EM Ceiling Unit extractor with SEM8 Remote Inline Motor

Product fiche compliant to Commission Delegate REGULATION (EU) No 65/2014

Supplier	WS Westin Ltd		
Model Identifier	STRATUS AIR 1180 x 420 EM		
Product Data	Symbol	Unit	Value
Annual Energy Consumption	AEC _{hood}	KWh/a	89.4
Energy Efficiency Class			B
Fluid Dynamic Efficiency	FDE _{hood}		25.2
Fluid Dynamic Efficiency Class			B
Light Efficiency	LE _{hood}	lux/W	0.0
Light Efficiency Class			None
Grease Filtering Efficiency	GFE _{hood}	%	52.7999999
Grease Filtering Efficiency Class			F
Minimum Airflow in Normal Use		m ³ /hr	324.8
Maximum Airflow in Normal Use		m ³ /hr	452.9
Airflow at Intensive Setting		m ³ /hr	832.0
A-weighted Sound Power at Minimum Speed		dB(A)	51
A-weighted Sound Power at Maximum Speed		dB(A)	55
A-weighted Sound Power at Intensive Speed		dB(A)	70
Power Consumption in Off Mode	P _o	W	0.00
Power Consumption in Standby Mode	P _s	W	0.37

Additional data compliant to Commission Delegate REGULATION (EU) No 66/2014

Time Increase Factor	f		1.1
Energy Efficiency Index	EEl _{hood}	%	64.9
Measured Air Flow at Best Efficiency Point	Q _{BEP}	m ³ /hr	444.1
Measured Air Pressure at Best Efficiency Point	P _{BEP}	Pa	454
Maximum Air Flow	Q _{Max}	m ³ /hr	894.0
Measured Electric Power Input at Best Efficiency Point	W _{BEP}	W	222.7
Nominal Power of Lighting System	W _L	W	0.0
Average Illumination of Lighting System on cooktop	E _{MIDDLE}	lux	0

Products manufactured and tested in accordance with EU harmonised standards:

Safety: CEI/EN 60335-1; CEI/EN 60335-2-31; CEI/EN 62233. **Performance:** CEI/EN 61591; ISO 5167-1; ISO 5167-3; ISO 5168; CEI/EN 60704-1; CEI/EN 60704-2-13; ISO 3741; EN 50564; CEI 62301. **EMC:** EN 55014-1; CISPR 14-1; EN 55014-2; CISPR 14-2; CEI/EN 61000-3-2; CEI/EN 61000-3-3.

Suggestions for reducing the environmental impact of this product:

When you start cooking run the extractor at the lowest speed setting, only increasing the motor speed when fumes and cooking vapours require you to do so.

The appliance works more efficiently the shorter and straighter your duct run. Design your installation so that the duct length and number of bends are minimised.

Follow all recommendations relating to installation, use and maintenance described in the product manual.