




**ENERGY**  
 енергия · ενεργεια





WS Westin Ltd
STRATUS BLADE 1180 x 420  
with Internal Motor




62  
 kWh/annum

  
 ABCDEFG

  
 ABCDEFG

  
 ABCDEFG

  
62.7

**65/2014**

### STRATUS BLADE 1180 x 420 Ceiling Unit extractor with Internal Motor

Product fiche compliant to Commission Delegate REGULATION (EU) No 65/2014

Supplier	WS Westin Ltd		
Model Identifier	STRATUS BLADE 1180 x 420		
Product Data	Symbol	Unit	Value
Annual Energy Consumption	AEC <sub>hood</sub>	KWh/a	62.1
Energy Efficiency Class			A
Fluid Dynamic Efficiency	FDE <sub>hood</sub>		32.4
Fluid Dynamic Efficiency Class			A
Light Efficiency	LE <sub>hood</sub>	lux/W	7.4
Light Efficiency Class			F
Grease Filtering Efficiency	GFE <sub>hood</sub>	%	57.4
Grease Filtering Efficiency Class			E
Minimum Airflow in Normal Use		m <sup>3</sup> /hr	234.2
Maximum Airflow in Normal Use		m <sup>3</sup> /hr	544.0
Airflow at Intensive Setting		m <sup>3</sup> /hr	737.0
A-weighted Sound Power at Minimum Speed		dB(A)	47
A-weighted Sound Power at Maximum Speed		dB(A)	63
A-weighted Sound Power at Intensive Speed		dB(A)	69
Power Consumption in Off Mode	P <sub>o</sub>	W	0.00
Power Consumption in Standby Mode	P <sub>s</sub>	W	0.40

#### Additional data compliant to Commission Delegate REGULATION (EU) No 66/2014

Time Increase Factor	f		0.8
Energy Efficiency Index	EEl <sub>hood</sub>	%	54.0
Measured Air Flow at Best Efficiency Point	Q <sub>BEP</sub>	m <sup>3</sup> /hr	440.0
Measured Air Pressure at Best Efficiency Point	P <sub>BEP</sub>	Pa	425
Maximum Air Flow	Q <sub>Max</sub>	m <sup>3</sup> /hr	776.4
Measured Electric Power Input at Best Efficiency Point	W <sub>BEP</sub>	W	160.3
Nominal Power of Lighting System	W <sub>L</sub>	W	21.0
Average Illumination of Lighting System on cooktop	E <sub>MIDDLE</sub>	lux	155

Products manufactured and tested in accordance with EU harmonised standards:


**Safety:** CEI/EN 60335-1; CEI/EN 60335-2-31; CEI/EN 62233. **Performance:** CEI/EN 61591; ISO 5167-1; ISO 5167-3; ISO 5168; CEI/EN 60704-1; CEI/EN 60704-2-13; ISO 3741; EN 50564; CEI 62301. **EMC:** EN 55014-1; CISPR 14-1; EN 55014-2; CISPR 14-2; CEI/EN 61000-3-2; CEI/EN 61000-3-3.

Suggestions for reducing the environmental impact of this product:

When you start cooking run the extractor at the lowest speed setting, only increasing the motor speed when fumes and cooking vapours require you to do so.

The appliance works more efficiently the shorter and straighter your duct run. Design your installation so that the duct length and number of bends are minimised.

Follow all recommendations relating to installation, use and maintenance described in the product manual.




**ENERGY**

енергия · ενεργεια

Y UA


IE IA

WS Westin Ltd                      STRATUS BLADE 1180 x 420 EM  
with SEM2 Remote Wall Motor




85


kWh/annum




ABCDEF



ABCDEF



ABCDEF



62.8

65/2014

### STRATUS BLADE 1180 x 420 EM Ceiling Unit extractor with SEM2 Remote Wall Motor

Product fiche compliant to Commission Delegate REGULATION (EU) No 65/2014

Supplier	WS Westin Ltd		
Model Identifier	STRATUS BLADE 1180 x 420 EM		
Product Data	Symbol	Unit	Value
Annual Energy Consumption	AEC <sub>hood</sub>	KWh/a	84.8
Energy Efficiency Class			B
Fluid Dynamic Efficiency	FDE <sub>hood</sub>		25.4
Fluid Dynamic Efficiency Class			B
Light Efficiency	LE <sub>hood</sub>	lux/W	7.4
Light Efficiency Class			F
Grease Filtering Efficiency	GFE <sub>hood</sub>	%	52.8
Grease Filtering Efficiency Class			F
Minimum Airflow in Normal Use		m <sup>3</sup> /hr	373.6
Maximum Airflow in Normal Use		m <sup>3</sup> /hr	559.1
Airflow at Intensive Setting		m <sup>3</sup> /hr	733.0
A-weighted Sound Power at Minimum Speed		dB(A)	54
A-weighted Sound Power at Maximum Speed		dB(A)	63
A-weighted Sound Power at Intensive Speed		dB(A)	71
Power Consumption in Off Mode	P <sub>o</sub>	W	0.00
Power Consumption in Standby Mode	P <sub>s</sub>	W	0.37

Additional data compliant to Commission Delegate REGULATION (EU) No 66/2014

Time Increase Factor	f		1.1
Energy Efficiency Index	EEl <sub>hood</sub>	%	69.5
Measured Air Flow at Best Efficiency Point	Q <sub>BEP</sub>	m <sup>3</sup> /hr	378.8
Measured Air Pressure at Best Efficiency Point	P <sub>BEP</sub>	Pa	418
Maximum Air Flow	Q <sub>Max</sub>	m <sup>3</sup> /hr	790.0
Measured Electric Power Input at Best Efficiency Point	W <sub>BEP</sub>	W	173.0
Nominal Power of Lighting System	W <sub>L</sub>	W	21.0
Average Illumination of Lighting System on cooktop	E <sub>MIDDLE</sub>	lux	155

Products manufactured and tested in accordance with EU harmonised standards:


**Safety:** CEI/EN 60335-1; CEI/EN 60335-2-31; CEI/EN 62233. **Performance:** CEI/EN 61591; ISO 5167-1; ISO 5167-3; ISO 5168; CEI/EN 60704-1; CEI/EN 60704-2-13; ISO 3741; EN 50564; CEI 62301. **EMC:** EN 55014-1; CISPR 14-1; EN 55014-2; CISPR 14-2; CEI/EN 61000-3-2; CEI/EN 61000-3-3.

Suggestions for reducing the environmental impact of this product:

When you start cooking run the extractor at the lowest speed setting, only increasing the motor speed when fumes and cooking vapours require you to do so.


The appliance works more efficiently the shorter and straighter your duct run. Design your installation so that the duct length and number of bends are minimised.

Follow all recommendations relating to installation, use and maintenance described in the product manual.




**ENERGY**

енергия · ενεργεια




WS Westin Ltd

STRATUS BLADE 1180 x 420 EM  
with SEM1 Remote Inline Motor




74


kWh/annum




ABCDEF



ABCDEF



ABCDEF



53.5

d

65/2014

### STRATUS BLADE 1180 x 420 EM Ceiling Unit extractor with SEM1 Remote Inline Motor

Product fiche compliant to Commission Delegate REGULATION (EU) No 65/2014

Supplier	WS Westin Ltd		
Model Identifier	STRATUS BLADE 1180 x 420 EM		
Product Data	Symbol	Unit	Value
Annual Energy Consumption	AEC <sub>hood</sub>	KWh/a	74.4
Energy Efficiency Class			B
Fluid Dynamic Efficiency	FDE <sub>hood</sub>		26.5
Fluid Dynamic Efficiency Class			B
Light Efficiency	LE <sub>hood</sub>	lux/W	7.4
Light Efficiency Class			F
Grease Filtering Efficiency	GFE <sub>hood</sub>	%	52.8
Grease Filtering Efficiency Class			F
Minimum Airflow in Normal Use		m <sup>3</sup> /hr	222.6
Maximum Airflow in Normal Use		m <sup>3</sup> /hr	416.7
Airflow at Intensive Setting		m <sup>3</sup> /hr	690.0
A-weighted Sound Power at Minimum Speed		dB(A)	38
A-weighted Sound Power at Maximum Speed		dB(A)	54
A-weighted Sound Power at Intensive Speed		dB(A)	65
Power Consumption in Off Mode	P <sub>o</sub>	W	0.00
Power Consumption in Standby Mode	P <sub>s</sub>	W	0.37

Additional data compliant to Commission Delegate REGULATION (EU) No 66/2014

Time Increase Factor	f		1.0
Energy Efficiency Index	EEl <sub>hood</sub>	%	64.2
Measured Air Flow at Best Efficiency Point	Q <sub>BEP</sub>	m <sup>3</sup> /hr	360.0
Measured Air Pressure at Best Efficiency Point	P <sub>BEP</sub>	Pa	429
Maximum Air Flow	Q <sub>Max</sub>	m <sup>3</sup> /hr	733.0
Measured Electric Power Input at Best Efficiency Point	W <sub>BEP</sub>	W	161.9
Nominal Power of Lighting System	W <sub>L</sub>	W	21.0
Average Illumination of Lighting System on cooktop	E <sub>MIDDLE</sub>	lux	155

Products manufactured and tested in accordance with EU harmonised standards:


**Safety:** CEI/EN 60335-1; CEI/EN 60335-2-31; CEI/EN 62233. **Performance:** CEI/EN 61591; ISO 5167-1; ISO 5167-3; ISO 5168; CEI/EN 60704-1; CEI/EN 60704-2-13; ISO 3741; EN 50564; CEI 62301. **EMC:** EN 55014-1; CISPR 14-1; EN 55014-2; CISPR 14-2; CEI/EN 61000-3-2; CEI/EN 61000-3-3.

Suggestions for reducing the environmental impact of this product:

When you start cooking run the extractor at the lowest speed setting, only increasing the motor speed when fumes and cooking vapours require you to do so.

The appliance works more efficiently the shorter and straighter your duct run. Design your installation so that the duct length and number of bends are minimised.

Follow all recommendations relating to installation, use and maintenance described in the product manual.




**ENERGY**

енергия · ενεργεια

Y UA


IE IA

WS Westin Ltd                      STRATUS BLADE 1180 x 420 EM  
with SEM8 Remote Inline Motor




105


kWh/annum




ABCDEF



ABCDEF



ABCDEF



55.1

65/2014

### STRATUS BLADE 1180 x 420 EM Ceiling Unit extractor with SEM8 Remote Inline Motor

Product fiche compliant to Commission Delegate REGULATION (EU) No 65/2014

Supplier	WS Westin Ltd		
Model Identifier	STRATUS BLADE 1180 x 420 EM		
Product Data	Symbol	Unit	Value
Annual Energy Consumption	AEC <sub>hood</sub>	KWh/a	104.7
Energy Efficiency Class			C
Fluid Dynamic Efficiency	FDE <sub>hood</sub>		25.2
Fluid Dynamic Efficiency Class			B
Light Efficiency	LE <sub>hood</sub>	lux/W	7.4
Light Efficiency Class			F
Grease Filtering Efficiency	GFE <sub>hood</sub>	%	52.8
Grease Filtering Efficiency Class			F
Minimum Airflow in Normal Use		m <sup>3</sup> /hr	324.8
Maximum Airflow in Normal Use		m <sup>3</sup> /hr	452.9
Airflow at Intensive Setting		m <sup>3</sup> /hr	832.0
A-weighted Sound Power at Minimum Speed		dB(A)	51
A-weighted Sound Power at Maximum Speed		dB(A)	55
A-weighted Sound Power at Intensive Speed		dB(A)	70
Power Consumption in Off Mode	P <sub>o</sub>	W	0.00
Power Consumption in Standby Mode	P <sub>s</sub>	W	0.37

#### Additional data compliant to Commission Delegate REGULATION (EU) No 66/2014

Time Increase Factor	f		1.1
Energy Efficiency Index	EEl <sub>hood</sub>	%	70.1
Measured Air Flow at Best Efficiency Point	Q <sub>BEP</sub>	m <sup>3</sup> /hr	444.1
Measured Air Pressure at Best Efficiency Point	P <sub>BEP</sub>	Pa	454
Maximum Air Flow	Q <sub>Max</sub>	m <sup>3</sup> /hr	894.0
Measured Electric Power Input at Best Efficiency Point	W <sub>BEP</sub>	W	222.7
Nominal Power of Lighting System	W <sub>L</sub>	W	21.0
Average Illumination of Lighting System on cooktop	E <sub>MIDDLE</sub>	lux	155

Products manufactured and tested in accordance with EU harmonised standards:

**Safety:** CEI/EN 60335-1; CEI/EN 60335-2-31; CEI/EN 62233. **Performance:** CEI/EN 61591; ISO 5167-1; ISO 5167-3; ISO 5168; CEI/EN 60704-1; CEI/EN 60704-2-13; ISO 3741; EN 50564; CEI 62301. **EMC:** EN 55014-1; CISPR 14-1; EN 55014-2; CISPR 14-2; CEI/EN 61000-3-2; CEI/EN 61000-3-3.

Suggestions for reducing the environmental impact of this product:

When you start cooking run the extractor at the lowest speed setting, only increasing the motor speed when fumes and cooking vapours require you to do so.

The appliance works more efficiently the shorter and straighter your duct run. Design your installation so that the duct length and number of bends are minimised.

Follow all recommendations relating to installation, use and maintenance described in the product manual.