

ENERGY


енергия · ενεργεια

Y UA

IE IA


WS Westin Ltd

STRATUS COMPACT 900 x 440
with Internal Motor




66


kWh/annum




ABCDEF**G**



A**B**CDEFG



ABCDEF**G**



58.7

65/2014

STRATUS COMPACT 900 x 440 Ceiling Unit extractor with Internal Motor

Product fiche compliant to Commission Delegate REGULATION (EU) No 65/2014

Supplier	WS Westin Ltd		
Model Identifier	STRATUS COMPACT 900 x 440		
Product Data	Symbol	Unit	Value
Annual Energy Consumption	AEC _{hood}	KWh/a	66.1
Energy Efficiency Class			B
Fluid Dynamic Efficiency	FDE _{hood}		26.9
Fluid Dynamic Efficiency Class			B
Light Efficiency	LE _{hood}	lux/W	24.4
Light Efficiency Class			B
Grease Filtering Efficiency	GFE _{hood}	%	26
Grease Filtering Efficiency Class			G
Minimum Airflow in Normal Use		m ³ /hr	203.4
Maximum Airflow in Normal Use		m ³ /hr	498.7
Airflow at Intensive Setting		m ³ /hr	656.5
A-weighted Sound Power at Minimum Speed		dB(A)	47
A-weighted Sound Power at Maximum Speed		dB(A)	59
A-weighted Sound Power at Intensive Speed		dB(A)	72
Power Consumption in Off Mode	P _o	W	0.00
Power Consumption in Standby Mode	P _s	W	0.37

Additional data compliant to Commission Delegate REGULATION (EU) No 66/2014

Time Increase Factor	f		1.0
Energy Efficiency Index	EEl _{hood}	%	61.0
Measured Air Flow at Best Efficiency Point	Q _{BEP}	m ³ /hr	359.4
Measured Air Pressure at Best Efficiency Point	P _{BEP}	Pa	424
Maximum Air Flow	Q _{Max}	m ³ /hr	686.3
Measured Electric Power Input at Best Efficiency Point	W _{BEP}	W	157.1
Nominal Power of Lighting System	W _L	W	12.0
Average Illumination of Lighting System on cooktop	E _{MIDDLE}	lux	293

Products manufactured and tested in accordance with EU harmonised standards:


Safety: CEI/EN 60335-1; CEI/EN 60335-2-31; CEI/EN 62233. **Performance:** CEI/EN 61591; ISO 5167-1; ISO 5167-3; ISO 5168; CEI/EN 60704-1; CEI/EN 60704-2-13; ISO 3741; EN 50564; CEI 62301. **EMC:** EN 55014-1; CISPR 14-1; EN 55014-2; CISPR 14-2; CEI/EN 61000-3-2; CEI/EN 61000-3-3.

Suggestions for reducing the environmental impact of this product:

When you start cooking run the extractor at the lowest speed setting, only increasing the motor speed when fumes and cooking vapours require you to do so.

The appliance works more efficiently the shorter and straighter your duct run. Design your installation so that the duct length and number of bends are minimised.

Follow all recommendations relating to installation, use and maintenance described in the product manual.



ENERGY


енергия · ενεργεια

Y UA

IE IA


WS Westin Ltd

STRATUS COMPACT 900 x 600
with Internal Motor




66


kWh/annum




ABCDEF**G**



A**B**CDEFG



ABCDEF**G**



58.7

65/2014

STRATUS COMPACT 900 x 600 Ceiling Unit extractor with Internal Motor

Product fiche compliant to Commission Delegate REGULATION (EU) No 65/2014

Supplier	WS Westin Ltd		
Model Identifier	STRATUS COMPACT 900 x 600		
Product Data	Symbol	Unit	Value
Annual Energy Consumption	AEC _{hood}	KWh/a	66.1
Energy Efficiency Class			B
Fluid Dynamic Efficiency	FDE _{hood}		26.9
Fluid Dynamic Efficiency Class			B
Light Efficiency	LE _{hood}	lux/W	22.8
Light Efficiency Class			B
Grease Filtering Efficiency	GFE _{hood}	%	26
Grease Filtering Efficiency Class			G
Minimum Airflow in Normal Use		m ³ /hr	203.4
Maximum Airflow in Normal Use		m ³ /hr	498.7
Airflow at Intensive Setting		m ³ /hr	656.5
A-weighted Sound Power at Minimum Speed		dB(A)	47
A-weighted Sound Power at Maximum Speed		dB(A)	59
A-weighted Sound Power at Intensive Speed		dB(A)	72
Power Consumption in Off Mode	P _o	W	0.00
Power Consumption in Standby Mode	P _s	W	0.37

Additional data compliant to Commission Delegate REGULATION (EU) No 66/2014

Time Increase Factor	f		1.0
Energy Efficiency Index	EEl _{hood}	%	61.0
Measured Air Flow at Best Efficiency Point	Q _{BEP}	m ³ /hr	359.4
Measured Air Pressure at Best Efficiency Point	P _{BEP}	Pa	424
Maximum Air Flow	Q _{Max}	m ³ /hr	686.3
Measured Electric Power Input at Best Efficiency Point	W _{BEP}	W	157.1
Nominal Power of Lighting System	W _L	W	12.0
Average Illumination of Lighting System on cooktop	E _{MIDDLE}	lux	273

Products manufactured and tested in accordance with EU harmonised standards:


Safety: CEI/EN 60335-1; CEI/EN 60335-2-31; CEI/EN 62233. **Performance:** CEI/EN 61591; ISO 5167-1; ISO 5167-3; ISO 5168; CEI/EN 60704-1; CEI/EN 60704-2-13; ISO 3741; EN 50564; CEI 62301. **EMC:** EN 55014-1; CISPR 14-1; EN 55014-2; CISPR 14-2; CEI/EN 61000-3-2; CEI/EN 61000-3-3.

Suggestions for reducing the environmental impact of this product:


When you start cooking run the extractor at the lowest speed setting, only increasing the motor speed when fumes and cooking vapours require you to do so.

The appliance works more efficiently the shorter and straighter your duct run. Design your installation so that the duct length and number of bends are minimised.

Follow all recommendations relating to installation, use and maintenance described in the product manual.




ENERG
енергия · ενεργεια




WS Westin Ltd

STRATUS COMPACT 1200 x 440
with Internal Motor




66


kWh/annum




ABCDEF**G**



ABCDEF**E**FG



ABCDEF**G**



58.7

65/2014

STRATUS COMPACT 1200 x 440 Ceiling Unit extractor with Internal Motor

Product fiche compliant to Commission Delegate REGULATION (EU) No 65/2014

Supplier	WS Westin Ltd		
Model Identifier	STRATUS COMPACT 1200 x 440		
Product Data	Symbol	Unit	Value
Annual Energy Consumption	AEC _{hood}	KWh/a	66.1
Energy Efficiency Class			B
Fluid Dynamic Efficiency	FDE _{hood}		26.9
Fluid Dynamic Efficiency Class			B
Light Efficiency	LE _{hood}	lux/W	11.3
Light Efficiency Class			E
Grease Filtering Efficiency	GFE _{hood}	%	26
Grease Filtering Efficiency Class			G
Minimum Airflow in Normal Use		m ³ /hr	203.4
Maximum Airflow in Normal Use		m ³ /hr	498.7
Airflow at Intensive Setting		m ³ /hr	656.5
A-weighted Sound Power at Minimum Speed		dB(A)	47
A-weighted Sound Power at Maximum Speed		dB(A)	59
A-weighted Sound Power at Intensive Speed		dB(A)	72
Power Consumption in Off Mode	P _o	W	0.00
Power Consumption in Standby Mode	P _s	W	0.37

Additional data compliant to Commission Delegate REGULATION (EU) No 66/2014

Time Increase Factor	f		1.0
Energy Efficiency Index	EEl _{hood}	%	61.0
Measured Air Flow at Best Efficiency Point	Q _{BEP}	m ³ /hr	359.4
Measured Air Pressure at Best Efficiency Point	P _{BEP}	Pa	424
Maximum Air Flow	Q _{Max}	m ³ /hr	686.3
Measured Electric Power Input at Best Efficiency Point	W _{BEP}	W	157.1
Nominal Power of Lighting System	W _L	W	12.0
Average Illumination of Lighting System on cooktop	E _{MIDDLE}	lux	136

Products manufactured and tested in accordance with EU harmonised standards:


Safety: CEI/EN 60335-1; CEI/EN 60335-2-31; CEI/EN 62233. **Performance:** CEI/EN 61591; ISO 5167-1; ISO 5167-3; ISO 5168; CEI/EN 60704-1; CEI/EN 60704-2-13; ISO 3741; EN 50564; CEI 62301. **EMC:** EN 55014-1; CISPR 14-1; EN 55014-2; CISPR 14-2; CEI/EN 61000-3-2; CEI/EN 61000-3-3.

Suggestions for reducing the environmental impact of this product:

When you start cooking run the extractor at the lowest speed setting, only increasing the motor speed when fumes and cooking vapours require you to do so.

The appliance works more efficiently the shorter and straighter your duct run. Design your installation so that the duct length and number of bends are minimised.

Follow all recommendations relating to installation, use and maintenance described in the product manual.




ENERG

енергия · ενεργεια

Y UA


IE IA

WS Westin Ltd STRATUS COMPACT 1200 x 600
with Internal Motor




66


kWh/annum




ABCDEF**G**



ABC**D**EF



ABCDEF**G**



58.7

65/2014

STRATUS COMPACT 1200 x 600 Ceiling Unit extractor with Internal Motor

Product fiche compliant to Commission Delegate REGULATION (EU) No 65/2014

Supplier	WS Westin Ltd		
Model Identifier	STRATUS COMPACT 1200 x 600		
Product Data	Symbol	Unit	Value
Annual Energy Consumption	AEC _{hood}	KWh/a	66.1
Energy Efficiency Class			B
Fluid Dynamic Efficiency	FDE _{hood}		26.9
Fluid Dynamic Efficiency Class			B
Light Efficiency	LE _{hood}	lux/W	10.9
Light Efficiency Class			E
Grease Filtering Efficiency	GFE _{hood}	%	26
Grease Filtering Efficiency Class			G
Minimum Airflow in Normal Use		m ³ /hr	203.4
Maximum Airflow in Normal Use		m ³ /hr	498.7
Airflow at Intensive Setting		m ³ /hr	656.5
A-weighted Sound Power at Minimum Speed		dB(A)	47
A-weighted Sound Power at Maximum Speed		dB(A)	59
A-weighted Sound Power at Intensive Speed		dB(A)	72
Power Consumption in Off Mode	P _o	W	0.00
Power Consumption in Standby Mode	P _s	W	0.37

Additional data compliant to Commission Delegate REGULATION (EU) No 66/2014

Time Increase Factor	f		1.0
Energy Efficiency Index	EEl _{hood}	%	61.0
Measured Air Flow at Best Efficiency Point	Q _{BEP}	m ³ /hr	359.4
Measured Air Pressure at Best Efficiency Point	P _{BEP}	Pa	424
Maximum Air Flow	Q _{Max}	m ³ /hr	686.3
Measured Electric Power Input at Best Efficiency Point	W _{BEP}	W	157.1
Nominal Power of Lighting System	W _L	W	12.0
Average Illumination of Lighting System on cooktop	E _{MIDDLE}	lux	131

Products manufactured and tested in accordance with EU harmonised standards:


Safety: CEI/EN 60335-1; CEI/EN 60335-2-31; CEI/EN 62233. **Performance:** CEI/EN 61591; ISO 5167-1; ISO 5167-3; ISO 5168; CEI/EN 60704-1; CEI/EN 60704-2-13; ISO 3741; EN 50564; CEI 62301. **EMC:** EN 55014-1; CISPR 14-1; EN 55014-2; CISPR 14-2; CEI/EN 61000-3-2; CEI/EN 61000-3-3.

Suggestions for reducing the environmental impact of this product:

When you start cooking run the extractor at the lowest speed setting, only increasing the motor speed when fumes and cooking vapours require you to do so.

The appliance works more efficiently the shorter and straighter your duct run. Design your installation so that the duct length and number of bends are minimised.

Follow all recommendations relating to installation, use and maintenance described in the product manual.



ENERGY


енергия · ενεργεια

Y UA

IE IA


WS Westin Ltd

STRATUS COMPACT 900 x 440 EM
with SEM2 Remote Wall Motor




78


kWh/annum




ABCDEF**G**



ABCDEF**G**



ABCDEF**G**



62.8

65/2014

STRATUS COMPACT 900 x 440 EM Ceiling Unit extractor with SEM2 Remote Wall Motor

Product fiche compliant to Commission Delegate REGULATION (EU) No 65/2014

Supplier	WS Westin Ltd		
Model Identifier	STRATUS COMPACT 900 x 440 EM		
Product Data	Symbol	Unit	Value
Annual Energy Consumption	AEC _{hood}	KWh/a	78.2
Energy Efficiency Class			B
Fluid Dynamic Efficiency	FDE _{hood}		25.4
Fluid Dynamic Efficiency Class			B
Light Efficiency	LE _{hood}	lux/W	24.4
Light Efficiency Class			B
Grease Filtering Efficiency	GFE _{hood}	%	26
Grease Filtering Efficiency Class			G
Minimum Airflow in Normal Use		m ³ /hr	373.6
Maximum Airflow in Normal Use		m ³ /hr	559.1
Airflow at Intensive Setting		m ³ /hr	733.0
A-weighted Sound Power at Minimum Speed		dB(A)	54
A-weighted Sound Power at Maximum Speed		dB(A)	63
A-weighted Sound Power at Intensive Speed		dB(A)	71
Power Consumption in Off Mode	P _o	W	0.00
Power Consumption in Standby Mode	P _s	W	0.37

Additional data compliant to Commission Delegate REGULATION (EU) No 66/2014

Time Increase Factor	f		1.1
Energy Efficiency Index	EEl _{hood}	%	66.8
Measured Air Flow at Best Efficiency Point	Q _{BEP}	m ³ /hr	378.8
Measured Air Pressure at Best Efficiency Point	P _{BEP}	Pa	418
Maximum Air Flow	Q _{Max}	m ³ /hr	790.0
Measured Electric Power Input at Best Efficiency Point	W _{BEP}	W	173.0
Nominal Power of Lighting System	W _L	W	12.0
Average Illumination of Lighting System on cooktop	E _{MIDDLE}	lux	293

Products manufactured and tested in accordance with EU harmonised standards:


Safety: CEI/EN 60335-1; CEI/EN 60335-2-31, CEI/EN 62233. **Performance:** CEI/EN 61591; ISO 5167-1; ISO 5167-3; ISO 5168; CEI/EN 60704-1; CEI/EN 60704-2-13; ISO 3741; EN 50564; CEI 62301. **EMC:** EN 55014-1; CISPR 14-1; EN 55014-2; CISPR 14-2; CEI/EN 61000-3-2; CEI/EN 61000-3-3.

Suggestions for reducing the environmental impact of this product:

When you start cooking run the extractor at the lowest speed setting, only increasing the motor speed when fumes and cooking vapours require you to do so.

The appliance works more efficiently the shorter and straighter your duct run. Design your installation so that the duct length and number of bends are minimised.

Follow all recommendations relating to installation, use and maintenance described in the product manual.



ENERGY


енергия · ενεργεια

Y UA

IE IA


WS Westin Ltd

STRATUS COMPACT 900 x 440 EM
with SEM1 Remote Inline Motor




68


kWh/annum




ABCDEF**G**



AB**C**DEFG



ABCDEF**G**



53.5_d

65/2014

STRATUS COMPACT 900 x 440 EM Ceiling Unit extractor with SEM1 Remote Inline Motor

Product fiche compliant to Commission Delegate REGULATION (EU) No 65/2014

Supplier	WS Westin Ltd		
Model Identifier	STRATUS COMPACT 900 x 440 EM		
Product Data	Symbol	Unit	Value
Annual Energy Consumption	AEC _{hood}	KWh/a	67.9
Energy Efficiency Class			B
Fluid Dynamic Efficiency	FDE _{hood}		26.5
Fluid Dynamic Efficiency Class			B
Light Efficiency	LE _{hood}	lux/W	24.4
Light Efficiency Class			B
Grease Filtering Efficiency	GFE _{hood}	%	26
Grease Filtering Efficiency Class			G
Minimum Airflow in Normal Use		m ³ /hr	222.6
Maximum Airflow in Normal Use		m ³ /hr	416.7
Airflow at Intensive Setting		m ³ /hr	690.0
A-weighted Sound Power at Minimum Speed		dB(A)	38
A-weighted Sound Power at Maximum Speed		dB(A)	54
A-weighted Sound Power at Intensive Speed		dB(A)	65
Power Consumption in Off Mode	P _o	W	0.00
Power Consumption in Standby Mode	P _s	W	0.37

Additional data compliant to Commission Delegate REGULATION (EU) No 66/2014

Time Increase Factor	f		1.0
Energy Efficiency Index	EEl _{hood}	%	61.2
Measured Air Flow at Best Efficiency Point	Q _{BEP}	m ³ /hr	360.0
Measured Air Pressure at Best Efficiency Point	P _{BEP}	Pa	429
Maximum Air Flow	Q _{Max}	m ³ /hr	733.0
Measured Electric Power Input at Best Efficiency Point	W _{BEP}	W	161.9
Nominal Power of Lighting System	W _L	W	12.0
Average Illumination of Lighting System on cooktop	E _{MIDDLE}	lux	293

Products manufactured and tested in accordance with EU harmonised standards:


Safety: CEI/EN 60335-1; CEI/EN 60335-2-31; CEI/EN 62233. **Performance:** CEI/EN 61591; ISO 5167-1; ISO 5167-3; ISO 5168; CEI/EN 60704-1; CEI/EN 60704-2-13; ISO 3741; EN 50564; CEI 62301. **EMC:** EN 55014-1; CISPR 14-1; EN 55014-2; CISPR 14-2; CEI/EN 61000-3-2; CEI/EN 61000-3-3.

Suggestions for reducing the environmental impact of this product:

When you start cooking run the extractor at the lowest speed setting, only increasing the motor speed when fumes and cooking vapours require you to do so.

The appliance works more efficiently the shorter and straighter your duct run. Design your installation so that the duct length and number of bends are minimised.

Follow all recommendations relating to installation, use and maintenance described in the product manual.



ENERGY


енергия · ενεργεια

Y UA

IE IA


WS Westin Ltd

STRATUS COMPACT 900 x 440 EM
with SEM8 Remote Inline Motor




98


kWh/annum




ABCDEF**G**



ABCDEF**G**



ABCDEF**G**



55.1

65/2014

STRATUS COMPACT 900 x 440 EM Ceiling Unit extractor with SEM8 Remote Inline Motor

Product fiche compliant to Commission Delegate REGULATION (EU) No 65/2014

Supplier	WS Westin Ltd		
Model Identifier	STRATUS COMPACT 900 x 440 EM		
Product Data	Symbol	Unit	Value
Annual Energy Consumption	AEC _{hood}	KWh/a	98.2
Energy Efficiency Class			B
Fluid Dynamic Efficiency	FDE _{hood}		25.2
Fluid Dynamic Efficiency Class			B
Light Efficiency	LE _{hood}	lux/W	24.4
Light Efficiency Class			B
Grease Filtering Efficiency	GFE _{hood}	%	26
Grease Filtering Efficiency Class			G
Minimum Airflow in Normal Use		m ³ /hr	324.8
Maximum Airflow in Normal Use		m ³ /hr	452.9
Airflow at Intensive Setting		m ³ /hr	832.0
A-weighted Sound Power at Minimum Speed		dB(A)	51
A-weighted Sound Power at Maximum Speed		dB(A)	55
A-weighted Sound Power at Intensive Speed		dB(A)	70
Power Consumption in Off Mode	P _o	W	0.00
Power Consumption in Standby Mode	P _s	W	0.37

Additional data compliant to Commission Delegate REGULATION (EU) No 66/2014

Time Increase Factor	f		1.1
Energy Efficiency Index	EEl _{hood}	%	68.0
Measured Air Flow at Best Efficiency Point	Q _{BEP}	m ³ /hr	444.1
Measured Air Pressure at Best Efficiency Point	P _{BEP}	Pa	454
Maximum Air Flow	Q _{Max}	m ³ /hr	894.0
Measured Electric Power Input at Best Efficiency Point	W _{BEP}	W	222.7
Nominal Power of Lighting System	W _L	W	12.0
Average Illumination of Lighting System on cooktop	E _{MIDDLE}	lux	293

Products manufactured and tested in accordance with EU harmonised standards:


Safety: CEI/EN 60335-1; CEI/EN 60335-2-31; CEI/EN 62233. **Performance:** CEI/EN 61591; ISO 5167-1; ISO 5167-3; ISO 5168; CEI/EN 60704-1; CEI/EN 60704-2-13; ISO 3741; EN 50564; CEI 62301. **EMC:** EN 55014-1; CISPR 14-1; EN 55014-2; CISPR 14-2; CEI/EN 61000-3-2; CEI/EN 61000-3-3.

Suggestions for reducing the environmental impact of this product:

When you start cooking run the extractor at the lowest speed setting, only increasing the motor speed when fumes and cooking vapours require you to do so.


The appliance works more efficiently the shorter and straighter your duct run. Design your installation so that the duct length and number of bends are minimised.

Follow all recommendations relating to installation, use and maintenance described in the product manual.




ENERGY

енергия · ενεργεια




WS Westin Ltd

STRATUS COMPACT 900 x 600 EM
with SEM2 Remote Wall Motor




78


kWh/annum




ABCDEF**G**



A**B**CDEFG



ABCDEF**G**



62.8

65/2014

STRATUS COMPACT 900 x 600 EM Ceiling Unit extractor with SEM2 Remote Wall Motor

Product fiche compliant to Commission Delegate REGULATION (EU) No 65/2014

Supplier	WS Westin Ltd		
Model Identifier	STRATUS COMPACT 900 x 600 EM		
Product Data	Symbol	Unit	Value
Annual Energy Consumption	AEC _{hood}	KWh/a	78.2
Energy Efficiency Class			B
Fluid Dynamic Efficiency	FDE _{hood}		25.4
Fluid Dynamic Efficiency Class			B
Light Efficiency	LE _{hood}	lux/W	22.8
Light Efficiency Class			B
Grease Filtering Efficiency	GFE _{hood}	%	26
Grease Filtering Efficiency Class			G
Minimum Airflow in Normal Use		m ³ /hr	373.6
Maximum Airflow in Normal Use		m ³ /hr	559.1
Airflow at Intensive Setting		m ³ /hr	733.0
A-weighted Sound Power at Minimum Speed		dB(A)	54
A-weighted Sound Power at Maximum Speed		dB(A)	63
A-weighted Sound Power at Intensive Speed		dB(A)	71
Power Consumption in Off Mode	P _o	W	0.00
Power Consumption in Standby Mode	P _s	W	0.37

Additional data compliant to Commission Delegate REGULATION (EU) No 66/2014

Time Increase Factor	f		1.1
Energy Efficiency Index	EEl _{hood}	%	66.8
Measured Air Flow at Best Efficiency Point	Q _{BEP}	m ³ /hr	378.8
Measured Air Pressure at Best Efficiency Point	P _{BEP}	Pa	418
Maximum Air Flow	Q _{Max}	m ³ /hr	790.0
Measured Electric Power Input at Best Efficiency Point	W _{BEP}	W	173.0
Nominal Power of Lighting System	W _L	W	12.0
Average Illumination of Lighting System on cooktop	E _{MIDDLE}	lux	273

Products manufactured and tested in accordance with EU harmonised standards:


Safety: CEI/EN 60335-1; CEI/EN 60335-2-31, CEI/EN 62233. **Performance:** CEI/EN 61591; ISO 5167-1; ISO 5167-3; ISO 5168; CEI/EN 60704-1; CEI/EN 60704-2-13; ISO 3741; EN 50564; CEI 62301. **EMC:** EN 55014-1; CISPR 14-1; EN 55014-2; CISPR 14-2; CEI/EN 61000-3-2; CEI/EN 61000-3-3.

Suggestions for reducing the environmental impact of this product:

When you start cooking run the extractor at the lowest speed setting, only increasing the motor speed when fumes and cooking vapours require you to do so.

The appliance works more efficiently the shorter and straighter your duct run. Design your installation so that the duct length and number of bends are minimised.

Follow all recommendations relating to installation, use and maintenance described in the product manual.



ENERGY


енергия · ενεργεια

Y UA

IE IA


WS Westin Ltd

STRATUS COMPACT 900 x 600 EM
with SEM1 Remote Inline Motor




68


kWh/annum




ABCDEF**G**



ABCDEF**G**



ABCDEF**G**



53.5_d

65/2014

STRATUS COMPACT 900 x 600 EM Ceiling Unit extractor with SEM1 Remote Inline Motor

Product fiche compliant to Commission Delegate REGULATION (EU) No 65/2014

Supplier	WS Westin Ltd		
Model Identifier	STRATUS COMPACT 900 x 600 EM		
Product Data	Symbol	Unit	Value
Annual Energy Consumption	AEC _{hood}	KWh/a	67.9
Energy Efficiency Class			B
Fluid Dynamic Efficiency	FDE _{hood}		26.5
Fluid Dynamic Efficiency Class			B
Light Efficiency	LE _{hood}	lux/W	22.8
Light Efficiency Class			B
Grease Filtering Efficiency	GFE _{hood}	%	26
Grease Filtering Efficiency Class			G
Minimum Airflow in Normal Use		m ³ /hr	222.6
Maximum Airflow in Normal Use		m ³ /hr	416.7
Airflow at Intensive Setting		m ³ /hr	690.0
A-weighted Sound Power at Minimum Speed		dB(A)	38
A-weighted Sound Power at Maximum Speed		dB(A)	54
A-weighted Sound Power at Intensive Speed		dB(A)	65
Power Consumption in Off Mode	P _o	W	0.00
Power Consumption in Standby Mode	P _s	W	0.37

Additional data compliant to Commission Delegate REGULATION (EU) No 66/2014

Time Increase Factor	f		1.0
Energy Efficiency Index	EEl _{hood}	%	61.2
Measured Air Flow at Best Efficiency Point	Q _{BEP}	m ³ /hr	360.0
Measured Air Pressure at Best Efficiency Point	P _{BEP}	Pa	429
Maximum Air Flow	Q _{Max}	m ³ /hr	733.0
Measured Electric Power Input at Best Efficiency Point	W _{BEP}	W	161.9
Nominal Power of Lighting System	W _L	W	12.0
Average Illumination of Lighting System on cooktop	E _{MIDDLE}	lux	273

Products manufactured and tested in accordance with EU harmonised standards:


Safety: CEI/EN 60335-1; CEI/EN 60335-2-31; CEI/EN 62233. **Performance:** CEI/EN 61591; ISO 5167-1; ISO 5167-3; ISO 5168; CEI/EN 60704-1; CEI/EN 60704-2-13; ISO 3741; EN 50564; CEI 62301. **EMC:** EN 55014-1; CISPR 14-1; EN 55014-2; CISPR 14-2; CEI/EN 61000-3-2; CEI/EN 61000-3-3.

Suggestions for reducing the environmental impact of this product:

When you start cooking run the extractor at the lowest speed setting, only increasing the motor speed when fumes and cooking vapours require you to do so.


The appliance works more efficiently the shorter and straighter your duct run. Design your installation so that the duct length and number of bends are minimised.

Follow all recommendations relating to installation, use and maintenance described in the product manual.




ENERGY

енергия · ενεργεια




WS Westin Ltd

STRATUS COMPACT 900 x 600 EM
with SEM8 Remote Inline Motor




98


kWh/annum




A B C D E F G



A B C D E F G



A B C D E F G



55.1

65/2014

STRATUS COMPACT 900 x 600 EM Ceiling Unit extractor with SEM8 Remote Inline Motor

Product fiche compliant to Commission Delegate REGULATION (EU) No 65/2014

Supplier	WS Westin Ltd		
Model Identifier	STRATUS COMPACT 900 x 600 EM		
Product Data	Symbol	Unit	Value
Annual Energy Consumption	AEC _{hood}	KWh/a	98.2
Energy Efficiency Class			B
Fluid Dynamic Efficiency	FDE _{hood}		25.2
Fluid Dynamic Efficiency Class			B
Light Efficiency	LE _{hood}	lux/W	22.8
Light Efficiency Class			B
Grease Filtering Efficiency	GFE _{hood}	%	26
Grease Filtering Efficiency Class			G
Minimum Airflow in Normal Use		m ³ /hr	324.8
Maximum Airflow in Normal Use		m ³ /hr	452.9
Airflow at Intensive Setting		m ³ /hr	832.0
A-weighted Sound Power at Minimum Speed		dB(A)	51
A-weighted Sound Power at Maximum Speed		dB(A)	55
A-weighted Sound Power at Intensive Speed		dB(A)	70
Power Consumption in Off Mode	P _o	W	0.00
Power Consumption in Standby Mode	P _s	W	0.37

Additional data compliant to Commission Delegate REGULATION (EU) No 66/2014

Time Increase Factor	f		1.1
Energy Efficiency Index	EEl _{hood}	%	68.0
Measured Air Flow at Best Efficiency Point	Q _{BEP}	m ³ /hr	444.1
Measured Air Pressure at Best Efficiency Point	P _{BEP}	Pa	454
Maximum Air Flow	Q _{Max}	m ³ /hr	894.0
Measured Electric Power Input at Best Efficiency Point	W _{BEP}	W	222.7
Nominal Power of Lighting System	W _L	W	12.0
Average Illumination of Lighting System on cooktop	E _{MIDDLE}	lux	273

Products manufactured and tested in accordance with EU harmonised standards:


Safety: CEI/EN 60335-1; CEI/EN 60335-2-31; CEI/EN 62233. **Performance:** CEI/EN 61591; ISO 5167-1; ISO 5167-3; ISO 5168; CEI/EN 60704-1; CEI/EN 60704-2-13; ISO 3741; EN 50564; CEI 62301. **EMC:** EN 55014-1; CISPR 14-1; EN 55014-2; CISPR 14-2; CEI/EN 61000-3-2; CEI/EN 61000-3-3.

Suggestions for reducing the environmental impact of this product:

When you start cooking run the extractor at the lowest speed setting, only increasing the motor speed when fumes and cooking vapours require you to do so.

The appliance works more efficiently the shorter and straighter your duct run. Design your installation so that the duct length and number of bends are minimised.

Follow all recommendations relating to installation, use and maintenance described in the product manual.




ENERGY

енергия · ενεργεια

Y UA


IE IA

WS Westin Ltd STRATUS COMPACT 1200 x 440 EM
with SEM2 Remote Wall Motor




78


kWh/annum




ABCDEF**G**



ABC**D**EF



ABCDEF**G**



62.8

65/2014

STRATUS COMPACT 1200 x 440 EM Ceiling Unit extractor with SEM2 Remote Wall Motor

Product fiche compliant to Commission Delegate REGULATION (EU) No 65/2014

Supplier	WS Westin Ltd		
Model Identifier	STRATUS COMPACT 1200 x 440 EM		
Product Data	Symbol	Unit	Value
Annual Energy Consumption	AEC _{hood}	KWh/a	78.2
Energy Efficiency Class			B
Fluid Dynamic Efficiency	FDE _{hood}		25.4
Fluid Dynamic Efficiency Class			B
Light Efficiency	LE _{hood}	lux/W	11.3
Light Efficiency Class			E
Grease Filtering Efficiency	GFE _{hood}	%	26
Grease Filtering Efficiency Class			G
Minimum Airflow in Normal Use		m ³ /hr	373.6
Maximum Airflow in Normal Use		m ³ /hr	559.1
Airflow at Intensive Setting		m ³ /hr	733.0
A-weighted Sound Power at Minimum Speed		dB(A)	54
A-weighted Sound Power at Maximum Speed		dB(A)	63
A-weighted Sound Power at Intensive Speed		dB(A)	71
Power Consumption in Off Mode	P _o	W	0.00
Power Consumption in Standby Mode	P _s	W	0.37

Additional data compliant to Commission Delegate REGULATION (EU) No 66/2014

Time Increase Factor	f		1.1
Energy Efficiency Index	EEl _{hood}	%	66.8
Measured Air Flow at Best Efficiency Point	Q _{BEP}	m ³ /hr	378.8
Measured Air Pressure at Best Efficiency Point	P _{BEP}	Pa	418
Maximum Air Flow	Q _{Max}	m ³ /hr	790.0
Measured Electric Power Input at Best Efficiency Point	W _{BEP}	W	173.0
Nominal Power of Lighting System	W _L	W	12.0
Average Illumination of Lighting System on cooktop	E _{MIDDLE}	lux	136

Products manufactured and tested in accordance with EU harmonised standards:


Safety: CEI/EN 60335-1; CEI/EN 60335-2-31, CEI/EN 62233. **Performance:** CEI/EN 61591; ISO 5167-1; ISO 5167-3; ISO 5168; CEI/EN 60704-1; CEI/EN 60704-2-13; ISO 3741; EN 50564; CEI 62301. **EMC:** EN 55014-1; CISPR 14-1; EN 55014-2; CISPR 14-2; CEI/EN 61000-3-2; CEI/EN 61000-3-3.

Suggestions for reducing the environmental impact of this product:

When you start cooking run the extractor at the lowest speed setting, only increasing the motor speed when fumes and cooking vapours require you to do so.

The appliance works more efficiently the shorter and straighter your duct run. Design your installation so that the duct length and number of bends are minimised.


Follow all recommendations relating to installation, use and maintenance described in the product manual.



ENERGY
енергия · ενεργεια


Y UA
IE IA

WS Westin Ltd STRATUS COMPACT 1200 x 440 EM
with SEM1 Remote Inline Motor




68


kWh/annum




ABCDEF**G**



ABC**D**EF



ABCDEF**G**



53.5_d

65/2014

STRATUS COMPACT 1200 x 440 EM Ceiling Unit extractor with SEM1 Remote Inline Motor

Product fiche compliant to Commission Delegate REGULATION (EU) No 65/2014

Supplier	WS Westin Ltd		
Model Identifier	STRATUS COMPACT 1200 x 440 EM		
Product Data	Symbol	Unit	Value
Annual Energy Consumption	AEC _{hood}	KWh/a	67.9
Energy Efficiency Class			B
Fluid Dynamic Efficiency	FDE _{hood}		26.5
Fluid Dynamic Efficiency Class			B
Light Efficiency	LE _{hood}	lux/W	11.3
Light Efficiency Class			E
Grease Filtering Efficiency	GFE _{hood}	%	26
Grease Filtering Efficiency Class			G
Minimum Airflow in Normal Use		m ³ /hr	222.6
Maximum Airflow in Normal Use		m ³ /hr	416.7
Airflow at Intensive Setting		m ³ /hr	690.0
A-weighted Sound Power at Minimum Speed		dB(A)	38
A-weighted Sound Power at Maximum Speed		dB(A)	54
A-weighted Sound Power at Intensive Speed		dB(A)	65
Power Consumption in Off Mode	P _o	W	0.00
Power Consumption in Standby Mode	P _s	W	0.37

Additional data compliant to Commission Delegate REGULATION (EU) No 66/2014

Time Increase Factor	f		1.0
Energy Efficiency Index	EEl _{hood}	%	61.2
Measured Air Flow at Best Efficiency Point	Q _{BEP}	m ³ /hr	360.0
Measured Air Pressure at Best Efficiency Point	P _{BEP}	Pa	429
Maximum Air Flow	Q _{Max}	m ³ /hr	733.0
Measured Electric Power Input at Best Efficiency Point	W _{BEP}	W	161.9
Nominal Power of Lighting System	W _L	W	12.0
Average Illumination of Lighting System on cooktop	E _{MIDDLE}	lux	136

Products manufactured and tested in accordance with EU harmonised standards:


Safety: CEI/EN 60335-1; CEI/EN 60335-2-31; CEI/EN 62233. **Performance:** CEI/EN 61591; ISO 5167-1; ISO 5167-3; ISO 5168; CEI/EN 60704-1; CEI/EN 60704-2-13; ISO 3741; EN 50564; CEI 62301. **EMC:** EN 55014-1; CISPR 14-1; EN 55014-2; CISPR 14-2; CEI/EN 61000-3-2; CEI/EN 61000-3-3.

Suggestions for reducing the environmental impact of this product:

When you start cooking run the extractor at the lowest speed setting, only increasing the motor speed when fumes and cooking vapours require you to do so.


The appliance works more efficiently the shorter and straighter your duct run. Design your installation so that the duct length and number of bends are minimised.

Follow all recommendations relating to installation, use and maintenance described in the product manual.




ENERGY

енергия · ενεργεια




WS Westin Ltd

STRATUS COMPACT 1200 x 440 EM
with SEM8 Remote Inline Motor




98


kWh/annum




ABCDEF**G**



ABCD**E**FG



ABCDEF**G**



55.1

65/2014

STRATUS COMPACT 1200 x 440 EM Ceiling Unit extractor with SEM8 Remote Inline Motor

Product fiche compliant to Commission Delegate REGULATION (EU) No 65/2014

Supplier	WS Westin Ltd		
Model Identifier	STRATUS COMPACT 1200 x 440 EM		
Product Data	Symbol	Unit	Value
Annual Energy Consumption	AEC _{hood}	KWh/a	98.2
Energy Efficiency Class			B
Fluid Dynamic Efficiency	FDE _{hood}		25.2
Fluid Dynamic Efficiency Class			B
Light Efficiency	LE _{hood}	lux/W	11.3
Light Efficiency Class			E
Grease Filtering Efficiency	GFE _{hood}	%	26
Grease Filtering Efficiency Class			G
Minimum Airflow in Normal Use		m ³ /hr	324.8
Maximum Airflow in Normal Use		m ³ /hr	452.9
Airflow at Intensive Setting		m ³ /hr	832.0
A-weighted Sound Power at Minimum Speed		dB(A)	51
A-weighted Sound Power at Maximum Speed		dB(A)	55
A-weighted Sound Power at Intensive Speed		dB(A)	70
Power Consumption in Off Mode	P _o	W	0.00
Power Consumption in Standby Mode	P _s	W	0.37

Additional data compliant to Commission Delegate REGULATION (EU) No 66/2014

Time Increase Factor	f		1.1
Energy Efficiency Index	EEl _{hood}	%	68.0
Measured Air Flow at Best Efficiency Point	Q _{BEP}	m ³ /hr	444.1
Measured Air Pressure at Best Efficiency Point	P _{BEP}	Pa	454
Maximum Air Flow	Q _{Max}	m ³ /hr	894.0
Measured Electric Power Input at Best Efficiency Point	W _{BEP}	W	222.7
Nominal Power of Lighting System	W _L	W	12.0
Average Illumination of Lighting System on cooktop	E _{MIDDLE}	lux	136

Products manufactured and tested in accordance with EU harmonised standards:


Safety: CEI/EN 60335-1; CEI/EN 60335-2-31, CEI/EN 62233. **Performance:** CEI/EN 61591; ISO 5167-1; ISO 5167-3; ISO 5168; CEI/EN 60704-1; CEI/EN 60704-2-13; ISO 3741; EN 50564; CEI 62301. **EMC:** EN 55014-1; CISPR 14-1; EN 55014-2; CISPR 14-2; CEI/EN 61000-3-2; CEI/EN 61000-3-3.

Suggestions for reducing the environmental impact of this product:

When you start cooking run the extractor at the lowest speed setting, only increasing the motor speed when fumes and cooking vapours require you to do so.


The appliance works more efficiently the shorter and straighter your duct run. Design your installation so that the duct length and number of bends are minimised.

Follow all recommendations relating to installation, use and maintenance described in the product manual.




ENERGY

енергия · ενεργεια




WS Westin Ltd

STRATUS COMPACT 1200 x 600 EM
with SEM2 Remote Wall Motor




78


kWh/annum




ABCDEF**G**



ABC**D**EF



ABCDEF**G**



62.8

65/2014

STRATUS COMPACT 1200 x 600 EM Ceiling Unit extractor with SEM2 Remote Wall Motor

Product fiche compliant to Commission Delegate REGULATION (EU) No 65/2014

Supplier	WS Westin Ltd		
Model Identifier	STRATUS COMPACT 1200 x 600 EM		
Product Data	Symbol	Unit	Value
Annual Energy Consumption	AEC _{hood}	KWh/a	78.2
Energy Efficiency Class			B
Fluid Dynamic Efficiency	FDE _{hood}		25.4
Fluid Dynamic Efficiency Class			B
Light Efficiency	LE _{hood}	lux/W	10.9
Light Efficiency Class			E
Grease Filtering Efficiency	GFE _{hood}	%	26
Grease Filtering Efficiency Class			G
Minimum Airflow in Normal Use		m ³ /hr	373.6
Maximum Airflow in Normal Use		m ³ /hr	559.1
Airflow at Intensive Setting		m ³ /hr	733.0
A-weighted Sound Power at Minimum Speed		dB(A)	54
A-weighted Sound Power at Maximum Speed		dB(A)	63
A-weighted Sound Power at Intensive Speed		dB(A)	71
Power Consumption in Off Mode	P _o	W	0.00
Power Consumption in Standby Mode	P _s	W	0.37

Additional data compliant to Commission Delegate REGULATION (EU) No 66/2014

Time Increase Factor	f		1.1
Energy Efficiency Index	EEl _{hood}	%	66.8
Measured Air Flow at Best Efficiency Point	Q _{BEP}	m ³ /hr	378.8
Measured Air Pressure at Best Efficiency Point	P _{BEP}	Pa	418
Maximum Air Flow	Q _{Max}	m ³ /hr	790.0
Measured Electric Power Input at Best Efficiency Point	W _{BEP}	W	173.0
Nominal Power of Lighting System	W _L	W	12.0
Average Illumination of Lighting System on cooktop	E _{MIDDLE}	lux	131

Products manufactured and tested in accordance with EU harmonised standards:


Safety: CEI/EN 60335-1; CEI/EN 60335-2-31; CEI/EN 62233. **Performance:** CEI/EN 61591; ISO 5167-1; ISO 5167-3; ISO 5168; CEI/EN 60704-1; CEI/EN 60704-2-13; ISO 3741; EN 50564; CEI 62301. **EMC:** EN 55014-1; CISPR 14-1; EN 55014-2; CISPR 14-2; CEI/EN 61000-3-2; CEI/EN 61000-3-3.

Suggestions for reducing the environmental impact of this product:

When you start cooking run the extractor at the lowest speed setting, only increasing the motor speed when fumes and cooking vapours require you to do so.

The appliance works more efficiently the shorter and straighter your duct run. Design your installation so that the duct length and number of bends are minimised.

Follow all recommendations relating to installation, use and maintenance described in the product manual.




ENERGY

енергия · ενεργεια

Y UA


IE IA

WS Westin Ltd STRATUS COMPACT 1200 x 600 EM
with SEM1 Remote Inline Motor




68


kWh/annum




ABCDEF**G**



ABCD**E**FG



ABCDEF**G**



53.5_d

65/2014

STRATUS COMPACT 1200 x 600 EM Ceiling Unit extractor with SEM1 Remote Inline Motor

Product fiche compliant to Commission Delegate REGULATION (EU) No 65/2014

Supplier	WS Westin Ltd		
Model Identifier	STRATUS COMPACT 1200 x 600 EM		
Product Data	Symbol	Unit	Value
Annual Energy Consumption	AEC _{hood}	KWh/a	67.9
Energy Efficiency Class			B
Fluid Dynamic Efficiency	FDE _{hood}		26.5
Fluid Dynamic Efficiency Class			B
Light Efficiency	LE _{hood}	lux/W	10.9
Light Efficiency Class			E
Grease Filtering Efficiency	GFE _{hood}	%	26
Grease Filtering Efficiency Class			G
Minimum Airflow in Normal Use		m ³ /hr	222.6
Maximum Airflow in Normal Use		m ³ /hr	416.7
Airflow at Intensive Setting		m ³ /hr	690.0
A-weighted Sound Power at Minimum Speed		dB(A)	38
A-weighted Sound Power at Maximum Speed		dB(A)	54
A-weighted Sound Power at Intensive Speed		dB(A)	65
Power Consumption in Off Mode	P _o	W	0.00
Power Consumption in Standby Mode	P _s	W	0.37

Additional data compliant to Commission Delegate REGULATION (EU) No 66/2014

Time Increase Factor	f		1.0
Energy Efficiency Index	EEl _{hood}	%	61.2
Measured Air Flow at Best Efficiency Point	Q _{BEP}	m ³ /hr	360.0
Measured Air Pressure at Best Efficiency Point	P _{BEP}	Pa	429
Maximum Air Flow	Q _{Max}	m ³ /hr	733.0
Measured Electric Power Input at Best Efficiency Point	W _{BEP}	W	161.9
Nominal Power of Lighting System	W _L	W	12.0
Average Illumination of Lighting System on cooktop	E _{MIDDLE}	lux	131

Products manufactured and tested in accordance with EU harmonised standards:


Safety: CEI/EN 60335-1; CEI/EN 60335-2-31, CEI/EN 62233. **Performance:** CEI/EN 61591; ISO 5167-1; ISO 5167-3; ISO 5168; CEI/EN 60704-1; CEI/EN 60704-2-13; ISO 3741; EN 50564; CEI 62301. **EMC:** EN 55014-1; CISPR 14-1; EN 55014-2; CISPR 14-2; CEI/EN 61000-3-2; CEI/EN 61000-3-3.

Suggestions for reducing the environmental impact of this product:

When you start cooking run the extractor at the lowest speed setting, only increasing the motor speed when fumes and cooking vapours require you to do so.

The appliance works more efficiently the shorter and straighter your duct run. Design your installation so that the duct length and number of bends are minimised.

Follow all recommendations relating to installation, use and maintenance described in the product manual.




ENERGY

енергия · ενεργεια

Y UA


IE IA

WS Westin Ltd STRATUS COMPACT 1200 x 600 EM
with SEM8 Remote Inline Motor




98


kWh/annum




ABCDEF**G**



ABC**D**EF



ABCDEF**G**



55.1

65/2014

STRATUS COMPACT 1200 x 600 EM Ceiling Unit extractor with SEM8 Remote Inline Motor

Product fiche compliant to Commission Delegate REGULATION (EU) No 65/2014

Supplier	WS Westin Ltd		
Model Identifier	STRATUS COMPACT 1200 x 600 EM		
Product Data	Symbol	Unit	Value
Annual Energy Consumption	AEC _{hood}	KWh/a	98.2
Energy Efficiency Class			B
Fluid Dynamic Efficiency	FDE _{hood}		25.2
Fluid Dynamic Efficiency Class			B
Light Efficiency	LE _{hood}	lux/W	10.9
Light Efficiency Class			E
Grease Filtering Efficiency	GFE _{hood}	%	26
Grease Filtering Efficiency Class			G
Minimum Airflow in Normal Use		m ³ /hr	324.8
Maximum Airflow in Normal Use		m ³ /hr	452.9
Airflow at Intensive Setting		m ³ /hr	832.0
A-weighted Sound Power at Minimum Speed		dB(A)	51
A-weighted Sound Power at Maximum Speed		dB(A)	55
A-weighted Sound Power at Intensive Speed		dB(A)	70
Power Consumption in Off Mode	P _o	W	0.00
Power Consumption in Standby Mode	P _s	W	0.37

Additional data compliant to Commission Delegate REGULATION (EU) No 66/2014

Time Increase Factor	f		1.1
Energy Efficiency Index	EEl _{hood}	%	68.0
Measured Air Flow at Best Efficiency Point	Q _{BEP}	m ³ /hr	444.1
Measured Air Pressure at Best Efficiency Point	P _{BEP}	Pa	454
Maximum Air Flow	Q _{Max}	m ³ /hr	894.0
Measured Electric Power Input at Best Efficiency Point	W _{BEP}	W	222.7
Nominal Power of Lighting System	W _L	W	12.0
Average Illumination of Lighting System on cooktop	E _{MIDDLE}	lux	131

Products manufactured and tested in accordance with EU harmonised standards:

Safety: CEI/EN 60335-1; CEI/EN 60335-2-31, CEI/EN 62233. **Performance:** CEI/EN 61591; ISO 5167-1; ISO 5167-3; ISO 5168; CEI/EN 60704-1; CEI/EN 60704-2-13; ISO 3741; EN 50564; CEI 62301. **EMC:** EN 55014-1; CISPR 14-1; EN 55014-2; CISPR 14-2; CEI/EN 61000-3-2; CEI/EN 61000-3-3.

Suggestions for reducing the environmental impact of this product:

When you start cooking run the extractor at the lowest speed setting, only increasing the motor speed when fumes and cooking vapours require you to do so.

The appliance works more efficiently the shorter and straighter your duct run. Design your installation so that the duct length and number of bends are minimised.

Follow all recommendations relating to installation, use and maintenance described in the product manual.