



ENERG
енергия · ενεργεια




WS Westin Ltd

STRATUS 900 x 440
with Internal Motor




59


kWh/annum




A B C D E F G



A B C D E F G




A B C D E F G




64.2

65/2014


STRATUS 900 x 440 Ceiling Unit extractor with Internal Motor			
Product fiche compliant to Commission Delegate REGULATION (EU) No 65/2014			
Supplier	WS Westin Ltd		
Model Identifier	STRATUS 900 x 440		
Product Data	Symbol	Unit	Value
Annual Energy Consumption	AEC _{hood}	KWh/a	59.2
Energy Efficiency Class			B
Fluid Dynamic Efficiency	FDE _{hood}		28.1
Fluid Dynamic Efficiency Class			A
Light Efficiency	LE _{hood}	lux/W	79.4
Light Efficiency Class			A
Grease Filtering Efficiency	GFE _{hood}	%	52.8
Grease Filtering Efficiency Class			F
Minimum Airflow in Normal Use		m ³ /hr	242.3
Maximum Airflow in Normal Use		m ³ /hr	534.4
Airflow at Intensive Setting		m ³ /hr	685.8
A-weighted Sound Power at Minimum Speed		dB(A)	46
A-weighted Sound Power at Maximum Speed		dB(A)	64
A-weighted Sound Power at Intensive Speed		dB(A)	70
Power Consumption in Off Mode	P _o	W	0.00
Power Consumption in Standby Mode	P _s	W	0.37
Additional data compliant to Commission Delegate REGULATION (EU) No 66/2014			
Time Increase Factor	f		1.0
Energy Efficiency Index	EEl _{hood}	%	58.9
Measured Air Flow at Best Efficiency Point	Q _{BEP}	m ³ /hr	362.6
Measured Air Pressure at Best Efficiency Point	P _{BEP}	Pa	412
Maximum Air Flow	Q _{Max}	m ³ /hr	730.9
Measured Electric Power Input at Best Efficiency Point	W _{BEP}	W	147.7
Nominal Power of Lighting System	W _L	W	7.2
Average Illumination of Lighting System on cooktop	E _{MIDDLE}	lux	572
Products manufactured and tested in accordance with EU harmonised standards:			
Safety: CEI/EN 60335-1; CEI/EN 60335-2-31; CEI/EN 62233. Performance: CEI/EN 61591; ISO 5167-1; ISO 5167-3; ISO 5168; CEI/EN 60704-1; CEI/EN 60704-2-13; ISO 3741; EN 50564; CEI 62301. EMC: EN 55014-1; CISPR 14-1; EN 55014-2; CISPR 14-2; CEI/EN 61000-3-2; CEI/EN 61000-3-3.			
Suggestions for reducing the environmental impact of this product:			
When you start cooking run the extractor at the lowest speed setting, only increasing the motor speed when fumes and cooking vapours require you to do so.			
The appliance works more efficiently the shorter and straighter your duct run. Design your installation so that the duct length and number of bends are minimised.			
Follow all recommendations relating to installation, use and maintenance described in the product manual.			




ENERGY
 енергия · ενεργεια





WS Westin Ltd
STRATUS 900 x 440 EM
with SEM2 Remote Wall Motor




75
 kWh/annum


 ABCDEFG


 ABCDEFG


 ABCDEFG


62.8

65/2014

STRATUS 900 x 440 EM Ceiling Unit extractor with SEM2 Remote Wall Motor

Product fiche compliant to Commission Delegate REGULATION (EU) No 65/2014

Supplier	WS Westin Ltd		
Model Identifier	STRATUS 900 x 440 EM		
Product Data	Symbol	Unit	Value
Annual Energy Consumption	AEC _{hood}	KWh/a	74.7
Energy Efficiency Class			B
Fluid Dynamic Efficiency	FDE _{hood}		25.4
Fluid Dynamic Efficiency Class			B
Light Efficiency	LE _{hood}	lux/W	79.4
Light Efficiency Class			A
Grease Filtering Efficiency	GFE _{hood}	%	52.8
Grease Filtering Efficiency Class			F
Minimum Airflow in Normal Use		m ³ /hr	373.6
Maximum Airflow in Normal Use		m ³ /hr	559.1
Airflow at Intensive Setting		m ³ /hr	733.0
A-weighted Sound Power at Minimum Speed		dB(A)	54
A-weighted Sound Power at Maximum Speed		dB(A)	63
A-weighted Sound Power at Intensive Speed		dB(A)	71
Power Consumption in Off Mode	P _o	W	0.00
Power Consumption in Standby Mode	P _s	W	0.37

Additional data compliant to Commission Delegate REGULATION (EU) No 66/2014

Time Increase Factor	f		1.1
Energy Efficiency Index	EEl _{hood}	%	65.3
Measured Air Flow at Best Efficiency Point	Q _{BEP}	m ³ /hr	378.8
Measured Air Pressure at Best Efficiency Point	P _{BEP}	Pa	418
Maximum Air Flow	Q _{Max}	m ³ /hr	790.0
Measured Electric Power Input at Best Efficiency Point	W _{BEP}	W	173.0
Nominal Power of Lighting System	W _L	W	7.2
Average Illumination of Lighting System on cooktop	E _{MIDDLE}	lux	572

Products manufactured and tested in accordance with EU harmonised standards:


Safety: CEI/EN 60335-1; CEI/EN 60335-2-31; CEI/EN 62233. **Performance:** CEI/EN 61591; ISO 5167-1; ISO 5167-3; ISO 5168; CEI/EN 60704-1; CEI/EN 60704-2-13; ISO 3741; EN 50564; CEI 62301. **EMC:** EN 55014-1; CISPR 14-1; EN 55014-2; CISPR 14-2; CEI/EN 61000-3-2; CEI/EN 61000-3-3.

Suggestions for reducing the environmental impact of this product:


When you start cooking run the extractor at the lowest speed setting, only increasing the motor speed when fumes and cooking vapours require you to do so.

The appliance works more efficiently the shorter and straighter your duct run. Design your installation so that the duct length and number of bends are minimised.

Follow all recommendations relating to installation, use and maintenance described in the product manual.




ENERG
енергия · ενεργεια




WS Westin Ltd

STRATUS 900 x 440 EM
with SEM1 Remote Inline Motor




64


kWh/annum




A B C D E F G



A B C D E F G



A B C D E F G



53.5

dB

65/2014

STRATUS 900 x 440 EM Ceiling Unit extractor with SEM1 Remote Inline Motor

Product fiche compliant to Commission Delegate REGULATION (EU) No 65/2014

Supplier	WS Westin Ltd		
Model Identifier	STRATUS 900 x 440 EM		
Product Data	Symbol	Unit	Value
Annual Energy Consumption	AEC _{hood}	KWh/a	64.3
Energy Efficiency Class			B
Fluid Dynamic Efficiency	FDE _{hood}		26.5
Fluid Dynamic Efficiency Class			B
Light Efficiency	LE _{hood}	lux/W	79.4
Light Efficiency Class			A
Grease Filtering Efficiency	GFE _{hood}	%	52.8
Grease Filtering Efficiency Class			F
Minimum Airflow in Normal Use		m ³ /hr	222.6
Maximum Airflow in Normal Use		m ³ /hr	416.7
Airflow at Intensive Setting		m ³ /hr	690.0
A-weighted Sound Power at Minimum Speed		dB(A)	38
A-weighted Sound Power at Maximum Speed		dB(A)	54
A-weighted Sound Power at Intensive Speed		dB(A)	65
Power Consumption in Off Mode	P _o	W	0.00
Power Consumption in Standby Mode	P _s	W	0.37

Additional data compliant to Commission Delegate REGULATION (EU) No 66/2014

Time Increase Factor	f		1.0
Energy Efficiency Index	EEl _{hood}	%	59.4
Measured Air Flow at Best Efficiency Point	Q _{BEP}	m ³ /hr	360.0
Measured Air Pressure at Best Efficiency Point	P _{BEP}	Pa	429
Maximum Air Flow	Q _{Max}	m ³ /hr	733.0
Measured Electric Power Input at Best Efficiency Point	W _{BEP}	W	161.9
Nominal Power of Lighting System	W _L	W	7.2
Average Illumination of Lighting System on cooktop	E _{MIDDLE}	lux	572

Products manufactured and tested in accordance with EU harmonised standards:


Safety: CEI/EN 60335-1; CEI/EN 60335-2-31; CEI/EN 62233. **Performance:** CEI/EN 61591; ISO 5167-1; ISO 5167-3; ISO 5168; CEI/EN 60704-1; CEI/EN 60704-2-13; ISO 3741; EN 50564; CEI 62301. **EMC:** EN 55014-1; CISPR 14-1; EN 55014-2; CISPR 14-2; CEI/EN 61000-3-2; CEI/EN 61000-3-3.

Suggestions for reducing the environmental impact of this product:


When you start cooking run the extractor at the lowest speed setting, only increasing the motor speed when fumes and cooking vapours require you to do so.

The appliance works more efficiently the shorter and straighter your duct run. Design your installation so that the duct length and number of bends are minimised.

Follow all recommendations relating to installation, use and maintenance described in the product manual.




ENERG
енергия · ενεργεια




WS Westin Ltd

STRATUS 900 x 440 EM
with SEM8 Remote Inline Motor




95


kWh/annum




ABCDEFG



ABCDEFG



ABCDEFG



55.1

65/2014

STRATUS 900 x 440 EM Ceiling Unit extractor with SEM8 Remote Inline Motor

Product fiche compliant to Commission Delegate REGULATION (EU) No 65/2014

Supplier	WS Westin Ltd		
Model Identifier	STRATUS 900 x 440 EM		
Product Data	Symbol	Unit	Value
Annual Energy Consumption	AEC _{hood}	KWh/a	94.7
Energy Efficiency Class			B
Fluid Dynamic Efficiency	FDE _{hood}		25.2
Fluid Dynamic Efficiency Class			B
Light Efficiency	LE _{hood}	lux/W	79.4
Light Efficiency Class			A
Grease Filtering Efficiency	GFE _{hood}	%	52.8
Grease Filtering Efficiency Class			F
Minimum Airflow in Normal Use		m ³ /hr	324.8
Maximum Airflow in Normal Use		m ³ /hr	452.9
Airflow at Intensive Setting		m ³ /hr	832.0
A-weighted Sound Power at Minimum Speed		dB(A)	51
A-weighted Sound Power at Maximum Speed		dB(A)	55
A-weighted Sound Power at Intensive Speed		dB(A)	70
Power Consumption in Off Mode	P _o	W	0.00
Power Consumption in Standby Mode	P _s	W	0.37

Additional data compliant to Commission Delegate REGULATION (EU) No 66/2014

Time Increase Factor	f		1.1
Energy Efficiency Index	EEl _{hood}	%	66.8
Measured Air Flow at Best Efficiency Point	Q _{BEP}	m ³ /hr	444.1
Measured Air Pressure at Best Efficiency Point	P _{BEP}	Pa	454
Maximum Air Flow	Q _{Max}	m ³ /hr	894.0
Measured Electric Power Input at Best Efficiency Point	W _{BEP}	W	222.7
Nominal Power of Lighting System	W _L	W	7.2
Average Illumination of Lighting System on cooktop	E _{MIDDLE}	lux	572

Products manufactured and tested in accordance with EU harmonised standards:


Safety: CEI/EN 60335-1; CEI/EN 60335-2-31; CEI/EN 62233. **Performance:** CEI/EN 61591; ISO 5167-1; ISO 5167-3; ISO 5168; CEI/EN 60704-1; CEI/EN 60704-2-13; ISO 3741; EN 50564; CEI 62301. **EMC:** EN 55014-1; CISPR 14-1; EN 55014-2; CISPR 14-2; CEI/EN 61000-3-2; CEI/EN 61000-3-3.

Suggestions for reducing the environmental impact of this product:


When you start cooking run the extractor at the lowest speed setting, only increasing the motor speed when fumes and cooking vapours require you to do so.

The appliance works more efficiently the shorter and straighter your duct run. Design your installation so that the duct length and number of bends are minimised.

Follow all recommendations relating to installation, use and maintenance described in the product manual.




ENERG
енергия · ενεργεια




WS Westin Ltd

STRATUS 900 x 800
with Internal Motor




59


kWh/annum




ABCDEFG



ABCDEFG



ABCDE**F**G



64.2

65/2014

STRATUS 900 x 800 Ceiling Unit extractor with Internal Motor

Product fiche compliant to Commission Delegate REGULATION (EU) No 65/2014

Supplier	WS Westin Ltd		
Model Identifier	STRATUS 900 x 800		
Product Data	Symbol	Unit	Value
Annual Energy Consumption	AEC _{hood}	KWh/a	59.2
Energy Efficiency Class			B
Fluid Dynamic Efficiency	FDE _{hood}		28.1
Fluid Dynamic Efficiency Class			A
Light Efficiency	LE _{hood}	lux/W	41.4
Light Efficiency Class			A
Grease Filtering Efficiency	GFE _{hood}	%	52.8
Grease Filtering Efficiency Class			F
Minimum Airflow in Normal Use		m ³ /hr	242.3
Maximum Airflow in Normal Use		m ³ /hr	534.4
Airflow at Intensive Setting		m ³ /hr	685.8
A-weighted Sound Power at Minimum Speed		dB(A)	46
A-weighted Sound Power at Maximum Speed		dB(A)	64
A-weighted Sound Power at Intensive Speed		dB(A)	70
Power Consumption in Off Mode	P _o	W	0.00
Power Consumption in Standby Mode	P _s	W	0.37

Additional data compliant to Commission Delegate REGULATION (EU) No 66/2014

Time Increase Factor	f		1.0
Energy Efficiency Index	EEl _{hood}	%	58.9
Measured Air Flow at Best Efficiency Point	Q _{BEP}	m ³ /hr	362.6
Measured Air Pressure at Best Efficiency Point	P _{BEP}	Pa	412
Maximum Air Flow	Q _{Max}	m ³ /hr	730.9
Measured Electric Power Input at Best Efficiency Point	W _{BEP}	W	147.7
Nominal Power of Lighting System	W _L	W	7.2
Average Illumination of Lighting System on cooktop	E _{MIDDLE}	lux	298

Products manufactured and tested in accordance with EU harmonised standards:


Safety: CEI/EN 60335-1; CEI/EN 60335-2-31; CEI/EN 62233. **Performance:** CEI/EN 61591; ISO 5167-1; ISO 5167-3; ISO 5168; CEI/EN 60704-1; CEI/EN 60704-2-13; ISO 3741; EN 50564; CEI 62301. **EMC:** EN 55014-1; CISPR 14-1; EN 55014-2; CISPR 14-2; CEI/EN 61000-3-2; CEI/EN 61000-3-3.

Suggestions for reducing the environmental impact of this product:


When you start cooking run the extractor at the lowest speed setting, only increasing the motor speed when fumes and cooking vapours require you to do so.

The appliance works more efficiently the shorter and straighter your duct run. Design your installation so that the duct length and number of bends are minimised.

Follow all recommendations relating to installation, use and maintenance described in the product manual.




ENERG
енергия · ενεργεια




WS Westin Ltd

STRATUS 900 x 800 EM
with SEM2 Remote Wall Motor




75


kWh/annum




ABCDEF G



ABCDEF G



ABCDEF G



62.8

65/2014

STRATUS 900 x 800 EM Ceiling Unit extractor with SEM2 Remote Wall Motor

Product fiche compliant to Commission Delegate REGULATION (EU) No 65/2014

Supplier	WS Westin Ltd		
Model Identifier	STRATUS 900 x 800 EM		
Product Data	Symbol	Unit	Value
Annual Energy Consumption	AEC _{hood}	KWh/a	74.7
Energy Efficiency Class			B
Fluid Dynamic Efficiency	FDE _{hood}		25.4
Fluid Dynamic Efficiency Class			B
Light Efficiency	LE _{hood}	lux/W	41.4
Light Efficiency Class			A
Grease Filtering Efficiency	GFE _{hood}	%	52.8
Grease Filtering Efficiency Class			F
Minimum Airflow in Normal Use		m ³ /hr	373.6
Maximum Airflow in Normal Use		m ³ /hr	559.1
Airflow at Intensive Setting		m ³ /hr	733.0
A-weighted Sound Power at Minimum Speed		dB(A)	54
A-weighted Sound Power at Maximum Speed		dB(A)	63
A-weighted Sound Power at Intensive Speed		dB(A)	71
Power Consumption in Off Mode	P _o	W	0.00
Power Consumption in Standby Mode	P _s	W	0.37

Additional data compliant to Commission Delegate REGULATION (EU) No 66/2014

Time Increase Factor	f		1.1
Energy Efficiency Index	EEl _{hood}	%	65.3
Measured Air Flow at Best Efficiency Point	Q _{BEP}	m ³ /hr	378.8
Measured Air Pressure at Best Efficiency Point	P _{BEP}	Pa	418
Maximum Air Flow	Q _{Max}	m ³ /hr	790.0
Measured Electric Power Input at Best Efficiency Point	W _{BEP}	W	173.0
Nominal Power of Lighting System	W _L	W	7.2
Average Illumination of Lighting System on cooktop	E _{MIDDLE}	lux	298

Products manufactured and tested in accordance with EU harmonised standards:


Safety: CEI/EN 60335-1; CEI/EN 60335-2-31; CEI/EN 62233. **Performance:** CEI/EN 61591; ISO 5167-1; ISO 5167-3; ISO 5168; CEI/EN 60704-1; CEI/EN 60704-2-13; ISO 3741; EN 50564; CEI 62301. **EMC:** EN 55014-1; CISPR 14-1; EN 55014-2; CISPR 14-2; CEI/EN 61000-3-2; CEI/EN 61000-3-3.

Suggestions for reducing the environmental impact of this product:


When you start cooking run the extractor at the lowest speed setting, only increasing the motor speed when fumes and cooking vapours require you to do so.

The appliance works more efficiently the shorter and straighter your duct run. Design your installation so that the duct length and number of bends are minimised.

Follow all recommendations relating to installation, use and maintenance described in the product manual.




ENERG
енергия · ενεργεια




WS Westin Ltd

STRATUS 900 x 800 EM
with SEM1 Remote Inline Motor




64


kWh/annum




ABCDEFG



ABCDEFG



ABCDEFG



53.5

dB

65/2014

STRATUS 900 x 800 EM Ceiling Unit extractor with SEM1 Remote Inline Motor

Product fiche compliant to Commission Delegate REGULATION (EU) No 65/2014

Supplier	WS Westin Ltd		
Model Identifier	STRATUS 900 x 800 EM		
Product Data	Symbol	Unit	Value
Annual Energy Consumption	AEC _{hood}	KWh/a	64.3
Energy Efficiency Class			B
Fluid Dynamic Efficiency	FDE _{hood}		26.5
Fluid Dynamic Efficiency Class			B
Light Efficiency	LE _{hood}	lux/W	41.4
Light Efficiency Class			A
Grease Filtering Efficiency	GFE _{hood}	%	52.8
Grease Filtering Efficiency Class			F
Minimum Airflow in Normal Use		m ³ /hr	222.6
Maximum Airflow in Normal Use		m ³ /hr	416.7
Airflow at Intensive Setting		m ³ /hr	690.0
A-weighted Sound Power at Minimum Speed		dB(A)	38
A-weighted Sound Power at Maximum Speed		dB(A)	54
A-weighted Sound Power at Intensive Speed		dB(A)	65
Power Consumption in Off Mode	P _o	W	0.00
Power Consumption in Standby Mode	P _s	W	0.37

Additional data compliant to Commission Delegate REGULATION (EU) No 66/2014

Time Increase Factor	f		1.0
Energy Efficiency Index	EEl _{hood}	%	59.4
Measured Air Flow at Best Efficiency Point	Q _{BEP}	m ³ /hr	360.0
Measured Air Pressure at Best Efficiency Point	P _{BEP}	Pa	429
Maximum Air Flow	Q _{Max}	m ³ /hr	733.0
Measured Electric Power Input at Best Efficiency Point	W _{BEP}	W	161.9
Nominal Power of Lighting System	W _L	W	7.2
Average Illumination of Lighting System on cooktop	E _{MIDDLE}	lux	298

Products manufactured and tested in accordance with EU harmonised standards:


Safety: CEI/EN 60335-1; CEI/EN 60335-2-31; CEI/EN 62233. **Performance:** CEI/EN 61591; ISO 5167-1; ISO 5167-3; ISO 5168; CEI/EN 60704-1; CEI/EN 60704-2-13; ISO 3741; EN 50564; CEI 62301. **EMC:** EN 55014-1; CISPR 14-1; EN 55014-2; CISPR 14-2; CEI/EN 61000-3-2; CEI/EN 61000-3-3.

Suggestions for reducing the environmental impact of this product:


When you start cooking run the extractor at the lowest speed setting, only increasing the motor speed when fumes and cooking vapours require you to do so.

The appliance works more efficiently the shorter and straighter your duct run. Design your installation so that the duct length and number of bends are minimised.

Follow all recommendations relating to installation, use and maintenance described in the product manual.




ENERGY
 енергия · ενεργεια




WS Westin Ltd


STRATUS 900 x 800 EM
with SEM8 Remote Inline Motor





95

kWh/annum


 ABCDEFG


 ABCDEFG


 ABCDEF G


55.1

65/2014

STRATUS 900 x 800 EM Ceiling Unit extractor with SEM8 Remote Inline Motor

Product fiche compliant to Commission Delegate REGULATION (EU) No 65/2014

Supplier	WS Westin Ltd		
Model Identifier	STRATUS 900 x 800 EM		
Product Data	Symbol	Unit	Value
Annual Energy Consumption	AEC _{hood}	KWh/a	94.7
Energy Efficiency Class			B
Fluid Dynamic Efficiency	FDE _{hood}		25.2
Fluid Dynamic Efficiency Class			B
Light Efficiency	LE _{hood}	lux/W	41.4
Light Efficiency Class			A
Grease Filtering Efficiency	GFE _{hood}	%	52.8
Grease Filtering Efficiency Class			F
Minimum Airflow in Normal Use		m ³ /hr	324.8
Maximum Airflow in Normal Use		m ³ /hr	452.9
Airflow at Intensive Setting		m ³ /hr	832.0
A-weighted Sound Power at Minimum Speed		dB(A)	51
A-weighted Sound Power at Maximum Speed		dB(A)	55
A-weighted Sound Power at Intensive Speed		dB(A)	70
Power Consumption in Off Mode	P _o	W	0.00
Power Consumption in Standby Mode	P _s	W	0.37

Additional data compliant to Commission Delegate REGULATION (EU) No 66/2014

Time Increase Factor	f		1.1
Energy Efficiency Index	EEl _{hood}	%	66.8
Measured Air Flow at Best Efficiency Point	Q _{BEP}	m ³ /hr	444.1
Measured Air Pressure at Best Efficiency Point	P _{BEP}	Pa	454
Maximum Air Flow	Q _{Max}	m ³ /hr	894.0
Measured Electric Power Input at Best Efficiency Point	W _{BEP}	W	222.7
Nominal Power of Lighting System	W _L	W	7.2
Average Illumination of Lighting System on cooktop	E _{MIDDLE}	lux	298

Products manufactured and tested in accordance with EU harmonised standards:


Safety: CEI/EN 60335-1; CEI/EN 60335-2-31; CEI/EN 62233. **Performance:** CEI/EN 61591; ISO 5167-1; ISO 5167-3; ISO 5168; CEI/EN 60704-1; CEI/EN 60704-2-13; ISO 3741; EN 50564; CEI 62301. **EMC:** EN 55014-1; CISPR 14-1; EN 55014-2; CISPR 14-2; CEI/EN 61000-3-2; CEI/EN 61000-3-3.

Suggestions for reducing the environmental impact of this product:


When you start cooking run the extractor at the lowest speed setting, only increasing the motor speed when fumes and cooking vapours require you to do so.

The appliance works more efficiently the shorter and straighter your duct run. Design your installation so that the duct length and number of bends are minimised.

Follow all recommendations relating to installation, use and maintenance described in the product manual.




ENERG
енергия · ενεργεια




WS Westin Ltd

STRATUS 1200 x 440
with Internal Motor




59


kWh/annum




ABCDEFG



ABCDEFG




ABCDE**F**G




64.2

65/2014

STRATUS 1200 x 440 Ceiling Unit extractor with Internal Motor			
Product fiche compliant to Commission Delegate REGULATION (EU) No 65/2014			
Supplier	WS Westin Ltd		
Model Identifier	STRATUS 1200 x 440		
Product Data	Symbol	Unit	Value
Annual Energy Consumption	AEC _{hood}	KWh/a	59.2
Energy Efficiency Class			B
Fluid Dynamic Efficiency	FDE _{hood}		28.1
Fluid Dynamic Efficiency Class			A
Light Efficiency	LE _{hood}	lux/W	38.9
Light Efficiency Class			A
Grease Filtering Efficiency	GFE _{hood}	%	52.8
Grease Filtering Efficiency Class			F
Minimum Airflow in Normal Use		m ³ /hr	242.3
Maximum Airflow in Normal Use		m ³ /hr	534.4
Airflow at Intensive Setting		m ³ /hr	685.8
A-weighted Sound Power at Minimum Speed		dB(A)	46
A-weighted Sound Power at Maximum Speed		dB(A)	64
A-weighted Sound Power at Intensive Speed		dB(A)	70
Power Consumption in Off Mode	P _o	W	0.00
Power Consumption in Standby Mode	P _s	W	0.37
Additional data compliant to Commission Delegate REGULATION (EU) No 66/2014			
Time Increase Factor	f		1.0
Energy Efficiency Index	EEl _{hood}	%	58.9
Measured Air Flow at Best Efficiency Point	Q _{BEP}	m ³ /hr	362.6
Measured Air Pressure at Best Efficiency Point	P _{BEP}	Pa	412
Maximum Air Flow	Q _{Max}	m ³ /hr	730.9
Measured Electric Power Input at Best Efficiency Point	W _{BEP}	W	147.7
Nominal Power of Lighting System	W _L	W	7.2
Average Illumination of Lighting System on cooktop	E _{MIDDLE}	lux	280
Products manufactured and tested in accordance with EU harmonised standards:			
Safety: CEI/EN 60335-1; CEI/EN 60335-2-31; CEI/EN 62233. Performance: CEI/EN 61591; ISO 5167-1; ISO 5167-3; ISO 5168; CEI/EN 60704-1; CEI/EN 60704-2-13; ISO 3741; EN 50564; CEI 62301. EMC: EN 55014-1; CISPR 14-1; EN 55014-2; CISPR 14-2; CEI/EN 61000-3-2; CEI/EN 61000-3-3.			
Suggestions for reducing the environmental impact of this product:			
When you start cooking run the extractor at the lowest speed setting, only increasing the motor speed when fumes and cooking vapours require you to do so. The appliance works more efficiently the shorter and straighter your duct run. Design your installation so that the duct length and number of bends are minimised. Follow all recommendations relating to installation, use and maintenance described in the product manual.			




ENERG
енергия · ενεργεια




WS Westin Ltd

STRATUS 1200 x 440 EM
with SEM2 Remote Wall Motor




75


kWh/annum




ABCDEFG



ABCDEFG



ABCDEFG



62.8

65/2014

STRATUS 1200 x 440 EM Ceiling Unit extractor with SEM2 Remote Wall Motor

Product fiche compliant to Commission Delegate REGULATION (EU) No 65/2014

Supplier	WS Westin Ltd		
Model Identifier	STRATUS 1200 x 440 EM		
Product Data	Symbol	Unit	Value
Annual Energy Consumption	AEC _{hood}	KWh/a	74.7
Energy Efficiency Class			B
Fluid Dynamic Efficiency	FDE _{hood}		25.4
Fluid Dynamic Efficiency Class			B
Light Efficiency	LE _{hood}	lux/W	38.9
Light Efficiency Class			A
Grease Filtering Efficiency	GFE _{hood}	%	52.8
Grease Filtering Efficiency Class			F
Minimum Airflow in Normal Use		m ³ /hr	373.6
Maximum Airflow in Normal Use		m ³ /hr	559.1
Airflow at Intensive Setting		m ³ /hr	733.0
A-weighted Sound Power at Minimum Speed		dB(A)	54
A-weighted Sound Power at Maximum Speed		dB(A)	63
A-weighted Sound Power at Intensive Speed		dB(A)	71
Power Consumption in Off Mode	P _o	W	0.00
Power Consumption in Standby Mode	P _s	W	0.37

Additional data compliant to Commission Delegate REGULATION (EU) No 66/2014

Time Increase Factor	f		1.1
Energy Efficiency Index	EEl _{hood}	%	65.3
Measured Air Flow at Best Efficiency Point	Q _{BEP}	m ³ /hr	378.8
Measured Air Pressure at Best Efficiency Point	P _{BEP}	Pa	418
Maximum Air Flow	Q _{Max}	m ³ /hr	790.0
Measured Electric Power Input at Best Efficiency Point	W _{BEP}	W	173.0
Nominal Power of Lighting System	W _L	W	7.2
Average Illumination of Lighting System on cooktop	E _{MIDDLE}	lux	280

Products manufactured and tested in accordance with EU harmonised standards:


Safety: CEI/EN 60335-1; CEI/EN 60335-2-31; CEI/EN 62233. **Performance:** CEI/EN 61591; ISO 5167-1; ISO 5167-3; ISO 5168; CEI/EN 60704-1; CEI/EN 60704-2-13; ISO 3741; EN 50564; CEI 62301. **EMC:** EN 55014-1; CISPR 14-1; EN 55014-2; CISPR 14-2; CEI/EN 61000-3-2; CEI/EN 61000-3-3.

Suggestions for reducing the environmental impact of this product:

When you start cooking run the extractor at the lowest speed setting, only increasing the motor speed when fumes and cooking vapours require you to do so.

The appliance works more efficiently the shorter and straighter your duct run. Design your installation so that the duct length and number of bends are minimised.

Follow all recommendations relating to installation, use and maintenance described in the product manual.



ENERGY


енергия · ενεργεια

Y UA

IE IA


WS Westin Ltd

STRATUS 1200 x 440 EM
with SEM1 Remote Inline Motor




64


kWh/annum




ABCDEF G



ABCDEF G



ABCDEF G



53.5

dB

65/2014

STRATUS 1200 x 440 EM Ceiling Unit extractor with SEM1 Remote Inline Motor

Product fiche compliant to Commission Delegate REGULATION (EU) No 65/2014

Supplier	WS Westin Ltd		
Model Identifier	STRATUS 1200 x 440 EM		
Product Data	Symbol	Unit	Value
Annual Energy Consumption	AEC _{hood}	KWh/a	64.3
Energy Efficiency Class			B
Fluid Dynamic Efficiency	FDE _{hood}		26.5
Fluid Dynamic Efficiency Class			B
Light Efficiency	LE _{hood}	lux/W	38.9
Light Efficiency Class			A
Grease Filtering Efficiency	GFE _{hood}	%	52.8
Grease Filtering Efficiency Class			F
Minimum Airflow in Normal Use		m ³ /hr	222.6
Maximum Airflow in Normal Use		m ³ /hr	416.7
Airflow at Intensive Setting		m ³ /hr	690.0
A-weighted Sound Power at Minimum Speed		dB(A)	38
A-weighted Sound Power at Maximum Speed		dB(A)	54
A-weighted Sound Power at Intensive Speed		dB(A)	65
Power Consumption in Off Mode	P _o	W	0.00
Power Consumption in Standby Mode	P _s	W	0.37

Additional data compliant to Commission Delegate REGULATION (EU) No 66/2014

Time Increase Factor	f		1.0
Energy Efficiency Index	EEl _{hood}	%	59.4
Measured Air Flow at Best Efficiency Point	Q _{BEP}	m ³ /hr	360.0
Measured Air Pressure at Best Efficiency Point	P _{BEP}	Pa	429
Maximum Air Flow	Q _{Max}	m ³ /hr	733.0
Measured Electric Power Input at Best Efficiency Point	W _{BEP}	W	161.9
Nominal Power of Lighting System	W _L	W	7.2
Average Illumination of Lighting System on cooktop	E _{MIDDLE}	lux	280

Products manufactured and tested in accordance with EU harmonised standards:


Safety: CEI/EN 60335-1; CEI/EN 60335-2-31; CEI/EN 62233. **Performance:** CEI/EN 61591; ISO 5167-1; ISO 5167-3; ISO 5168; CEI/EN 60704-1; CEI/EN 60704-2-13; ISO 3741; EN 50564; CEI 62301. **EMC:** EN 55014-1; CISPR 14-1; EN 55014-2; CISPR 14-2; CEI/EN 61000-3-2; CEI/EN 61000-3-3.

Suggestions for reducing the environmental impact of this product:


When you start cooking run the extractor at the lowest speed setting, only increasing the motor speed when fumes and cooking vapours require you to do so.

The appliance works more efficiently the shorter and straighter your duct run. Design your installation so that the duct length and number of bends are minimised.

Follow all recommendations relating to installation, use and maintenance described in the product manual.




ENERG
енергия · ενεργεια




WS Westin Ltd

STRATUS 1200 x 440 EM
with SEM8 Remote Inline Motor




95


kWh/annum




ABCDEFG



ABCDEFG



ABCDEFG



55.1

65/2014

STRATUS 1200 x 440 EM Ceiling Unit extractor with SEM8 Remote Inline Motor

Product fiche compliant to Commission Delegate REGULATION (EU) No 65/2014

Supplier	WS Westin Ltd		
Model Identifier	STRATUS 1200 x 440 EM		
Product Data	Symbol	Unit	Value
Annual Energy Consumption	AEC _{hood}	KWh/a	94.7
Energy Efficiency Class			B
Fluid Dynamic Efficiency	FDE _{hood}		25.2
Fluid Dynamic Efficiency Class			B
Light Efficiency	LE _{hood}	lux/W	38.9
Light Efficiency Class			A
Grease Filtering Efficiency	GFE _{hood}	%	52.8
Grease Filtering Efficiency Class			F
Minimum Airflow in Normal Use		m ³ /hr	324.8
Maximum Airflow in Normal Use		m ³ /hr	452.9
Airflow at Intensive Setting		m ³ /hr	832.0
A-weighted Sound Power at Minimum Speed		dB(A)	51
A-weighted Sound Power at Maximum Speed		dB(A)	55
A-weighted Sound Power at Intensive Speed		dB(A)	70
Power Consumption in Off Mode	P _o	W	0.00
Power Consumption in Standby Mode	P _s	W	0.37

Additional data compliant to Commission Delegate REGULATION (EU) No 66/2014

Time Increase Factor	f		1.1
Energy Efficiency Index	EEl _{hood}	%	66.8
Measured Air Flow at Best Efficiency Point	Q _{BEP}	m ³ /hr	444.1
Measured Air Pressure at Best Efficiency Point	P _{BEP}	Pa	454
Maximum Air Flow	Q _{Max}	m ³ /hr	894.0
Measured Electric Power Input at Best Efficiency Point	W _{BEP}	W	222.7
Nominal Power of Lighting System	W _L	W	7.2
Average Illumination of Lighting System on cooktop	E _{MIDDLE}	lux	280

Products manufactured and tested in accordance with EU harmonised standards:


Safety: CEI/EN 60335-1; CEI/EN 60335-2-31; CEI/EN 62233. **Performance:** CEI/EN 61591; ISO 5167-1; ISO 5167-3; ISO 5168; CEI/EN 60704-1; CEI/EN 60704-2-13; ISO 3741; EN 50564; CEI 62301. **EMC:** EN 55014-1; CISPR 14-1; EN 55014-2; CISPR 14-2; CEI/EN 61000-3-2; CEI/EN 61000-3-3.

Suggestions for reducing the environmental impact of this product:


When you start cooking run the extractor at the lowest speed setting, only increasing the motor speed when fumes and cooking vapours require you to do so.

The appliance works more efficiently the shorter and straighter your duct run. Design your installation so that the duct length and number of bends are minimised.

Follow all recommendations relating to installation, use and maintenance described in the product manual.




ENERG
енергия · ενεργεια




WS Westin Ltd

STRATUS 1200 x 800
with Internal Motor




59


kWh/annum




ABCDEFG



ABCDEFG




ABCDEF**G**




64.2

65/2014

STRATUS 1200 x 800 Ceiling Unit extractor with Internal Motor			
Product fiche compliant to Commission Delegate REGULATION (EU) No 65/2014			
Supplier	WS Westin Ltd		
Model Identifier	STRATUS 1200 x 800		
Product Data	Symbol	Unit	Value
Annual Energy Consumption	AEC _{hood}	KWh/a	59.2
Energy Efficiency Class			B
Fluid Dynamic Efficiency	FDE _{hood}		28.1
Fluid Dynamic Efficiency Class			A
Light Efficiency	LE _{hood}	lux/W	22.6
Light Efficiency Class			B
Grease Filtering Efficiency	GFE _{hood}	%	52.8
Grease Filtering Efficiency Class			F
Minimum Airflow in Normal Use		m ³ /hr	242.3
Maximum Airflow in Normal Use		m ³ /hr	534.4
Airflow at Intensive Setting		m ³ /hr	685.8
A-weighted Sound Power at Minimum Speed		dB(A)	46
A-weighted Sound Power at Maximum Speed		dB(A)	64
A-weighted Sound Power at Intensive Speed		dB(A)	70
Power Consumption in Off Mode	P _o	W	0.00
Power Consumption in Standby Mode	P _s	W	0.37
Additional data compliant to Commission Delegate REGULATION (EU) No 66/2014			
Time Increase Factor	f		1.0
Energy Efficiency Index	EEl _{hood}	%	58.9
Measured Air Flow at Best Efficiency Point	Q _{BEP}	m ³ /hr	362.6
Measured Air Pressure at Best Efficiency Point	P _{BEP}	Pa	412
Maximum Air Flow	Q _{Max}	m ³ /hr	730.9
Measured Electric Power Input at Best Efficiency Point	W _{BEP}	W	147.7
Nominal Power of Lighting System	W _L	W	7.2
Average Illumination of Lighting System on cooktop	E _{MIDDLE}	lux	163
Products manufactured and tested in accordance with EU harmonised standards:			
Safety: CEI/EN 60335-1; CEI/EN 60335-2-31; CEI/EN 62233. Performance: CEI/EN 61591; ISO 5167-1; ISO 5167-3; ISO 5168; CEI/EN 60704-1; CEI/EN 60704-2-13; ISO 3741; EN 50564; CEI 62301. EMC: EN 55014-1; CISPR 14-1; EN 55014-2; CISPR 14-2; CEI/EN 61000-3-2; CEI/EN 61000-3-3.			
Suggestions for reducing the environmental impact of this product:			
When you start cooking run the extractor at the lowest speed setting, only increasing the motor speed when fumes and cooking vapours require you to do so. The appliance works more efficiently the shorter and straighter your duct run. Design your installation so that the duct length and number of bends are minimised. Follow all recommendations relating to installation, use and maintenance described in the product manual.			




ENERG
енергия · ενεργεια




WS Westin Ltd

STRATUS 1200 x 800 EM
with SEM2 Remote Wall Motor




75


kWh/annum




A B C D E F G



A B C D E F G



A B C D E F G



62.8

65/2014

STRATUS 1200 x 800 EM Ceiling Unit extractor with SEM2 Remote Wall Motor

Product fiche compliant to Commission Delegate REGULATION (EU) No 65/2014

Supplier	WS Westin Ltd		
Model Identifier	STRATUS 1200 x 800 EM		
Product Data	Symbol	Unit	Value
Annual Energy Consumption	AEC _{hood}	KWh/a	74.7
Energy Efficiency Class			B
Fluid Dynamic Efficiency	FDE _{hood}		25.4
Fluid Dynamic Efficiency Class			B
Light Efficiency	LE _{hood}	lux/W	22.6
Light Efficiency Class			B
Grease Filtering Efficiency	GFE _{hood}	%	52.8
Grease Filtering Efficiency Class			F
Minimum Airflow in Normal Use		m ³ /hr	373.6
Maximum Airflow in Normal Use		m ³ /hr	559.1
Airflow at Intensive Setting		m ³ /hr	733.0
A-weighted Sound Power at Minimum Speed		dB(A)	54
A-weighted Sound Power at Maximum Speed		dB(A)	63
A-weighted Sound Power at Intensive Speed		dB(A)	71
Power Consumption in Off Mode	P _o	W	0.00
Power Consumption in Standby Mode	P _s	W	0.37

Additional data compliant to Commission Delegate REGULATION (EU) No 66/2014

Time Increase Factor	f		1.1
Energy Efficiency Index	EEl _{hood}	%	65.3
Measured Air Flow at Best Efficiency Point	Q _{BEP}	m ³ /hr	378.8
Measured Air Pressure at Best Efficiency Point	P _{BEP}	Pa	418
Maximum Air Flow	Q _{Max}	m ³ /hr	790.0
Measured Electric Power Input at Best Efficiency Point	W _{BEP}	W	173.0
Nominal Power of Lighting System	W _L	W	7.2
Average Illumination of Lighting System on cooktop	E _{MIDDLE}	lux	163

Products manufactured and tested in accordance with EU harmonised standards:


Safety: CEI/EN 60335-1; CEI/EN 60335-2-31; CEI/EN 62233. **Performance:** CEI/EN 61591; ISO 5167-1; ISO 5167-3; ISO 5168; CEI/EN 60704-1; CEI/EN 60704-2-13; ISO 3741; EN 50564; CEI 62301. **EMC:** EN 55014-1; CISPR 14-1; EN 55014-2; CISPR 14-2; CEI/EN 61000-3-2; CEI/EN 61000-3-3.

Suggestions for reducing the environmental impact of this product:


When you start cooking run the extractor at the lowest speed setting, only increasing the motor speed when fumes and cooking vapours require you to do so.

The appliance works more efficiently the shorter and straighter your duct run. Design your installation so that the duct length and number of bends are minimised.

Follow all recommendations relating to installation, use and maintenance described in the product manual.




ENERG
енергия · ενεργεια




WS Westin Ltd

STRATUS 1200 x 800 EM
with SEM1 Remote Inline Motor




64


kWh/annum




ABCDEFG



ABCDEFG



ABCDEFG



53.5

dB

65/2014

STRATUS 1200 x 800 EM Ceiling Unit extractor with SEM1 Remote Inline Motor

Product fiche compliant to Commission Delegate REGULATION (EU) No 65/2014

Supplier	WS Westin Ltd		
Model Identifier	STRATUS 1200 x 800 EM		
Product Data	Symbol	Unit	Value
Annual Energy Consumption	AEC _{hood}	KWh/a	64.3
Energy Efficiency Class			B
Fluid Dynamic Efficiency	FDE _{hood}		26.5
Fluid Dynamic Efficiency Class			B
Light Efficiency	LE _{hood}	lux/W	22.6
Light Efficiency Class			B
Grease Filtering Efficiency	GFE _{hood}	%	52.8
Grease Filtering Efficiency Class			F
Minimum Airflow in Normal Use		m ³ /hr	222.6
Maximum Airflow in Normal Use		m ³ /hr	416.7
Airflow at Intensive Setting		m ³ /hr	690.0
A-weighted Sound Power at Minimum Speed		dB(A)	38
A-weighted Sound Power at Maximum Speed		dB(A)	54
A-weighted Sound Power at Intensive Speed		dB(A)	65
Power Consumption in Off Mode	P _o	W	0.00
Power Consumption in Standby Mode	P _s	W	0.37

Additional data compliant to Commission Delegate REGULATION (EU) No 66/2014

Time Increase Factor	f		1.0
Energy Efficiency Index	EEl _{hood}	%	59.4
Measured Air Flow at Best Efficiency Point	Q _{BEP}	m ³ /hr	360.0
Measured Air Pressure at Best Efficiency Point	P _{BEP}	Pa	429
Maximum Air Flow	Q _{Max}	m ³ /hr	733.0
Measured Electric Power Input at Best Efficiency Point	W _{BEP}	W	161.9
Nominal Power of Lighting System	W _L	W	7.2
Average Illumination of Lighting System on cooktop	E _{MIDDLE}	lux	163

Products manufactured and tested in accordance with EU harmonised standards:


Safety: CEI/EN 60335-1; CEI/EN 60335-2-31; CEI/EN 62233. **Performance:** CEI/EN 61591; ISO 5167-1; ISO 5167-3; ISO 5168; CEI/EN 60704-1; CEI/EN 60704-2-13; ISO 3741; EN 50564; CEI 62301. **EMC:** EN 55014-1; CISPR 14-1; EN 55014-2; CISPR 14-2; CEI/EN 61000-3-2; CEI/EN 61000-3-3.

Suggestions for reducing the environmental impact of this product:


When you start cooking run the extractor at the lowest speed setting, only increasing the motor speed when fumes and cooking vapours require you to do so.

The appliance works more efficiently the shorter and straighter your duct run. Design your installation so that the duct length and number of bends are minimised.

Follow all recommendations relating to installation, use and maintenance described in the product manual.




ENERG
енергия · ενεργεια




WS Westin Ltd

STRATUS 1200 x 800 EM
with SEM8 Remote Inline Motor




95


kWh/annum




ABCDEFG



ABCDEFG



ABCDEFG



55.1

65/2014

STRATUS 1200 x 800 EM Ceiling Unit extractor with SEM8 Remote Inline Motor

Product fiche compliant to Commission Delegate REGULATION (EU) No 65/2014

Supplier	WS Westin Ltd		
Model Identifier	STRATUS 1200 x 800 EM		
Product Data	Symbol	Unit	Value
Annual Energy Consumption	AEC _{hood}	KWh/a	94.7
Energy Efficiency Class			B
Fluid Dynamic Efficiency	FDE _{hood}		25.2
Fluid Dynamic Efficiency Class			B
Light Efficiency	LE _{hood}	lux/W	22.6
Light Efficiency Class			B
Grease Filtering Efficiency	GFE _{hood}	%	52.8
Grease Filtering Efficiency Class			F
Minimum Airflow in Normal Use		m ³ /hr	324.8
Maximum Airflow in Normal Use		m ³ /hr	452.9
Airflow at Intensive Setting		m ³ /hr	832.0
A-weighted Sound Power at Minimum Speed		dB(A)	51
A-weighted Sound Power at Maximum Speed		dB(A)	55
A-weighted Sound Power at Intensive Speed		dB(A)	70
Power Consumption in Off Mode	P _o	W	0.00
Power Consumption in Standby Mode	P _s	W	0.37

Additional data compliant to Commission Delegate REGULATION (EU) No 66/2014

Time Increase Factor	f		1.1
Energy Efficiency Index	EEl _{hood}	%	66.8
Measured Air Flow at Best Efficiency Point	Q _{BEP}	m ³ /hr	444.1
Measured Air Pressure at Best Efficiency Point	P _{BEP}	Pa	454
Maximum Air Flow	Q _{Max}	m ³ /hr	894.0
Measured Electric Power Input at Best Efficiency Point	W _{BEP}	W	222.7
Nominal Power of Lighting System	W _L	W	7.2
Average Illumination of Lighting System on cooktop	E _{MIDDLE}	lux	163

Products manufactured and tested in accordance with EU harmonised standards:

Safety: CEI/EN 60335-1; CEI/EN 60335-2-31; CEI/EN 62233. **Performance:** CEI/EN 61591; ISO 5167-1; ISO 5167-3; ISO 5168; CEI/EN 60704-1; CEI/EN 60704-2-13; ISO 3741; EN 50564; CEI 62301. **EMC:** EN 55014-1; CISPR 14-1; EN 55014-2; CISPR 14-2; CEI/EN 61000-3-2; CEI/EN 61000-3-3.

Suggestions for reducing the environmental impact of this product:

When you start cooking run the extractor at the lowest speed setting, only increasing the motor speed when fumes and cooking vapours require you to do so.

The appliance works more efficiently the shorter and straighter your duct run. Design your installation so that the duct length and number of bends are minimised.

Follow all recommendations relating to installation, use and maintenance described in the product manual.