

Product fiche compliant to Commission Delegate REGULATION (UK)/(EU) No 65/2014

Supplier	WS Westin Ltd		
Model Identifier	PRIME EDGE 900 x 292 with Internal Motor		
Product Data	Symbol	Unit	Value
Annual Energy Consumption	AEC _{hood}	KWh/a	70.5
Energy Efficiency Class			B
Fluid Dynamic Efficiency	FDE _{hood}		30.9
Fluid Dynamic Efficiency Class			A
Light Efficiency	LE _{hood}	lux/W	14.6
Light Efficiency Class			D
Grease Filtering Efficiency	GFE _{hood}	%	52.8
Grease Filtering Efficiency Class			F
Minimum Airflow in Normal Use		m ³ /hr	206.8
Maximum Airflow in Normal Use		m ³ /hr	511.4
Airflow at Intensive Setting		m ³ /hr	772.2
A-weighted Sound Power at Minimum Speed		dB(A)	46
A-weighted Sound Power at Maximum Speed		dB(A)	63
A-weighted Sound Power at Intensive Speed		dB(A)	71
Power Consumption in Off Mode	P _o	W	0.00
Power Consumption in Standby Mode	P _s	W	0.37

Additional data compliant to Commission Delegate REGULATION (UK)/(EU) No 66/2014

Time Increase Factor	f		0.9
Energy Efficiency Index	EE _{hood}	%	59.6
Measured Air Flow at Best Efficiency Point	Q _{BEP}	m ³ /hr	414.3
Measured Air Pressure at Best Efficiency Point	P _{BEP}	Pa	443
Maximum Air Flow	Q _{Max}	m ³ /hr	790.3
Measured Electric Power Input at Best Efficiency Point	W _{BEP}	W	164.8
Nominal Power of Lighting System	W _L	W	22.5
Average Illumination of Lighting System on cooktop	E _{MIDDLE}	lux	328

Products manufactured in accordance with harmonised standards:

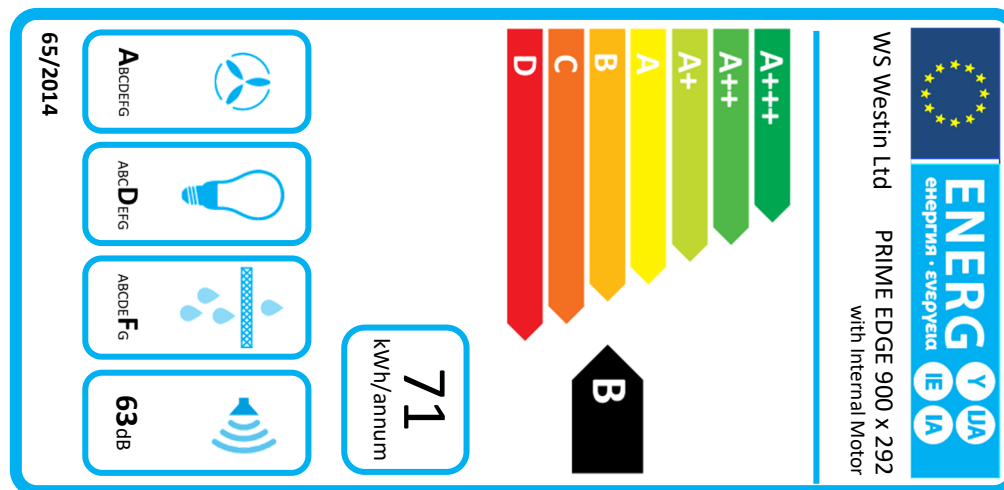
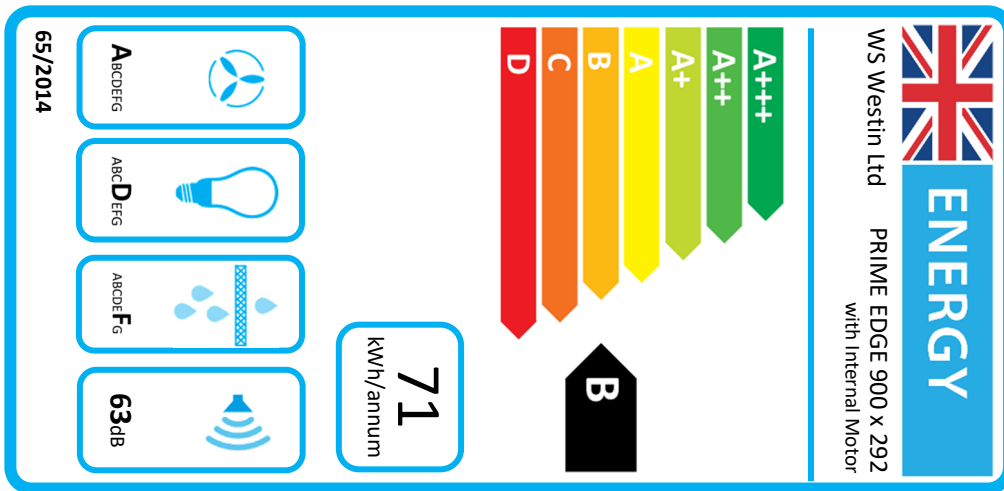
Safety: IEC/EN 60335-1; IEC/EN 60335-2-31; IEC/EN 62233. **Performance:** IEC/EN 61591; ISO 5167-1; ISO 5167-3; ISO 5168; IEC/EN 60704-1; IEC/EN 60704-2-13; ISO 3741; EN 50564; IEC 62301. **EMC:** EN 55014-1; CISPR 14-1; EN 55014-2; CISPR 14-2; IEC/EN 61000-3-2; IEC/EN 61000-3-3.

Suggestions for reducing the environmental impact of this product:

When you start cooking run the extractor at the lowest speed setting, only increasing the motor speed when fumes and cooking vapours require you to do so.

The appliance works more efficiently the shorter and straighter your duct run. Design your installation so that the duct length and number of bends are minimised.

Follow all recommendations relating to installation, use and maintenance described in the product manual.

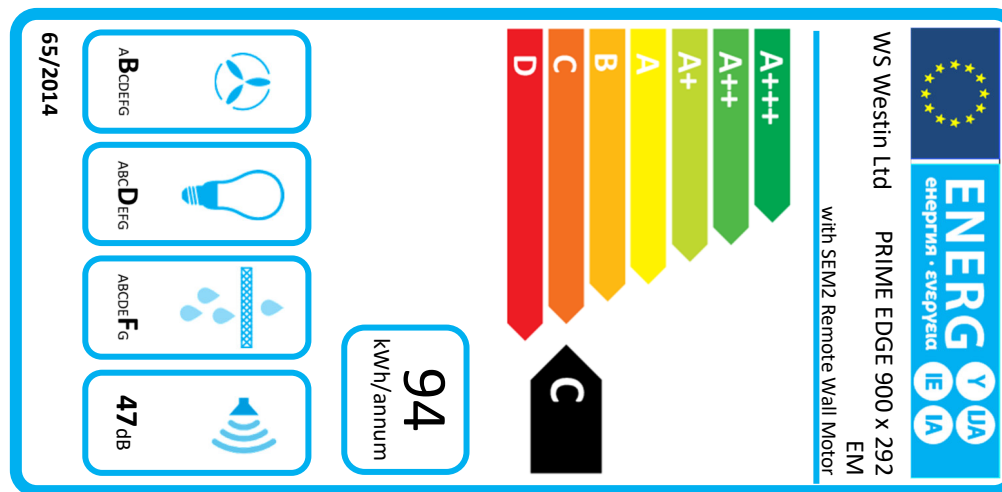
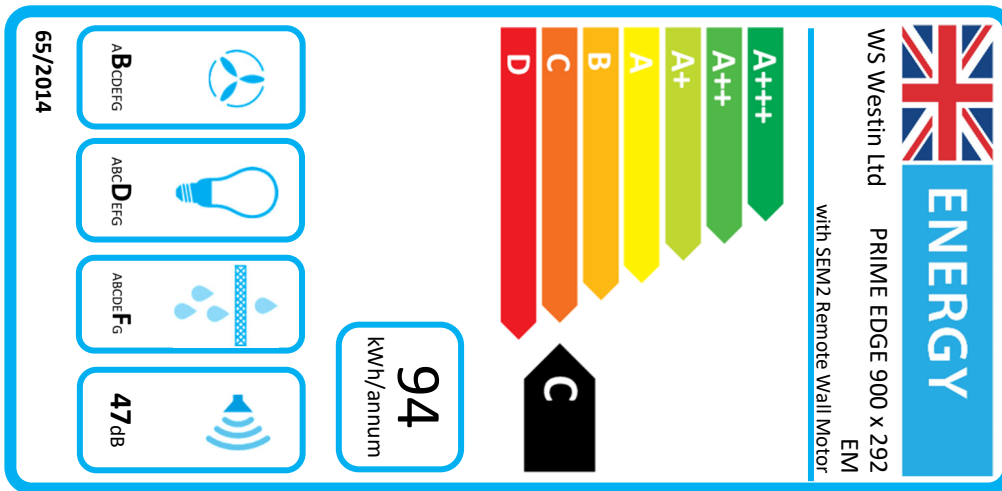


Product fiche compliant to Commission Delegate REGULATION (UK)/(EU) No 65/2014

Supplier	WS Westin Ltd		
Model Identifier	PRIME EDGE 900 x 292 EM with SEM2 Remote Wall Motor		
Product Data	Symbol	Unit	Value
Annual Energy Consumption	AEC _{hood}	KWh/a	94.4
Energy Efficiency Class			C
Fluid Dynamic Efficiency	FDE _{hood}		25.9
Fluid Dynamic Efficiency Class			B
Light Efficiency	LE _{hood}	lux/W	14.6
Light Efficiency Class			D
Grease Filtering Efficiency	GFE _{hood}	%	52.8
Grease Filtering Efficiency Class			F
Minimum Airflow in Normal Use		m ³ /hr	398.7
Maximum Airflow in Normal Use		m ³ /hr	584.0
Airflow at Intensive Setting		m ³ /hr	790.0
A-weighted Sound Power at Minimum Speed		dB(A)	36
A-weighted Sound Power at Maximum Speed		dB(A)	47
A-weighted Sound Power at Intensive Speed		dB(A)	59
Power Consumption in Off Mode	P _o	W	0.00
Power Consumption in Standby Mode	P _s	W	0.27

Additional data compliant to Commission Delegate REGULATION (UK)/(EU) No 66/2014

Time Increase Factor	f		1.1
Energy Efficiency Index	EEI _{hood}	%	70.2
Measured Air Flow at Best Efficiency Point	Q _{BEP}	m ³ /hr	479.2
Measured Air Pressure at Best Efficiency Point	P _{BEP}	Pa	378
Maximum Air Flow	Q _{Max}	m ³ /hr	854.2
Measured Electric Power Input at Best Efficiency Point	W _{BEP}	W	194.2
Nominal Power of Lighting System	W _L	W	22.5
Average Illumination of Lighting System on cooktop	E _{MIDDLE}	lux	328
Products manufactured in accordance with harmonised standards: Safety: IEC/EN 60335-1; IEC/EN 60335-2-31; IEC/EN 62233. Performance: IEC/EN 61591; ISO 5167-1; ISO 5167-3; ISO 5168; IEC/EN 60704-1; IEC/EN 60704-2-13; ISO 3741; EN 50564; IEC 62301. EMC: EN 55014-1; CISPR 14-1; EN 55014-2; CISPR 14-2; IEC/EN 61000-3-2; IEC/EN 61000-3-3.			
Suggestions for reducing the environmental impact of this product: When you start cooking run the extractor at the lowest speed setting, only increasing the motor speed when fumes and cooking vapours require you to do so. The appliance works more efficiently the shorter and straighter your duct run. Design your installation so that the duct length and number of bends are minimised. Follow all recommendations relating to installation, use and maintenance described in the product manual.			



Product fiche compliant to Commission Delegate REGULATION (UK)/(EU) No 65/2014

Supplier	WS Westin Ltd		
Model Identifier	PRIME EDGE 1100 x 292 with Internal Motor		
Product Data	Symbol	Unit	Value
Annual Energy Consumption	AEC _{hood}	KWh/a	74.7
Energy Efficiency Class			B
Fluid Dynamic Efficiency	FDE _{hood}		30.9
Fluid Dynamic Efficiency Class			A
Light Efficiency	LE _{hood}	lux/W	11.6
Light Efficiency Class			E
Grease Filtering Efficiency	GFE _{hood}	%	52.8
Grease Filtering Efficiency Class			F
Minimum Airflow in Normal Use		m ³ /hr	206.8
Maximum Airflow in Normal Use		m ³ /hr	511.4
Airflow at Intensive Setting		m ³ /hr	772.2
A-weighted Sound Power at Minimum Speed		dB(A)	46
A-weighted Sound Power at Maximum Speed		dB(A)	63
A-weighted Sound Power at Intensive Speed		dB(A)	71
Power Consumption in Off Mode	P _o	W	0.00
Power Consumption in Standby Mode	P _s	W	0.37

Additional data compliant to Commission Delegate REGULATION (UK)/(EU) No 66/2014

Time Increase Factor	f		0.9
Energy Efficiency Index	EEI _{hood}	%	61.5
Measured Air Flow at Best Efficiency Point	Q _{BEP}	m ³ /hr	414.3
Measured Air Pressure at Best Efficiency Point	P _{BEP}	Pa	443
Maximum Air Flow	Q _{Max}	m ³ /hr	790.3
Measured Electric Power Input at Best Efficiency Point	W _{BEP}	W	164.8
Nominal Power of Lighting System	W _L	W	28.2
Average Illumination of Lighting System on cooktop	E _{MIDDLE}	lux	326

Products manufactured in accordance with harmonised standards:

Safety: IEC/EN 60335-1; IEC/EN 60335-2-31; IEC/EN 62233. **Performance:** IEC/EN 61591; ISO 5167-1; ISO 5167-3; ISO 5168; IEC/EN 60704-1; IEC/EN 60704-2-13; ISO 3741; EN 50564; IEC 62301. **EMC:** EN 55014-1; CISPR 14-1; EN 55014-2; CISPR 14-2; IEC/EN 61000-3-2; IEC/EN 61000-3-3.

Suggestions for reducing the environmental impact of this product:

When you start cooking run the extractor at the lowest speed setting, only increasing the motor speed when fumes and cooking vapours require you to do so.

The appliance works more efficiently the shorter and straighter your duct run. Design your installation so that the duct length and number of bends are minimised.

Follow all recommendations relating to installation, use and maintenance described in the product manual.

